

**KEMENTERIAN PERTANIAN
DAN KETERJAMINAN MAKANAN**
MINISTRY OF AGRICULTURE
AND FOOD SECURITY

FEBRUARI 2026

FEBRUARY

RINGKASAN

AGROMAKANAN DAN HASIL PERTANIAN TERPILIH
SUMMARY OF EXTERNAL TRADE AGROFOOD AND SELECTED
AGRICULTURAL PRODUCTS





Kementerian Pertanian dan Keterjaminan Makanan
Ministry of Agriculture and Food Security

**RINGKASAN PERDAGANGAN LUAR NEGERI
AGROMAKANAN DAN HASIL PERTANIAN TERPILIH**

***SUMMARY OF EXTERNAL TRADE
AGROFOOD AND SELECTED AGRICULTURAL PRODUCTS***

FEBRUARI 2026
FEBRUARY

Bahagian Dasar dan Perancangan Strategik
Policy and Strategic Planning Division

Pertanyaan/Cadangan:
Queries/Suggestions:

Bahagian Dasar dan Perancangan Strategik
Policy and Strategic Planning Division
Kementerian Pertanian dan Keterjaminan Makanan
Ministry of Agriculture and Food Security
Wisma Tani
No. 28, Persiaran Perdana
Presint 4, Pusat Pentadbiran Kerajaan Persekutuan
62624 Putrajaya
MALAYSIA

Telefon/*Telephone*: 03 - 88701155

Dikeluarkan pada Mei 2026
Released in May 2026

Persembahan data dan pengelasan komoditi di dalam penerbitan ini diolah oleh Kementerian Pertanian dan Keterjaminan Makanan berasaskan data asal yang diperolehi daripada Jabatan Perangkaan Malaysia.

Untuk makluman, data bagi tahun 2024 dan ke belakang yang dipersembahkan di dalam penerbitan ini adalah data muktamad. Manakala, data bagi tahun 2025 dan 2026 adalah data sementara.

The presentation of data and classification of commodities in this publication was processed by the Ministry of Agriculture and Food Security Malaysia based on original data obtained from the Department of Statistics Malaysia.

For information, the data for the year 2024 and backward presented in this publication is the final data. Meanwhile, the data for the year 2025 and 2026 are provisional data.

Nota: Liputan Kod Harmonized System (HS) bagi Agromakanan dan Hasil Pertanian Terpilih telah disemak dan diselaraskan bermula tahun 2023.

Note: Harmonized System (HS) Code coverage for Agrofood and Selected Agricultural Products has been revised and aligned starting in 2023.

KANDUNGAN

Contents

	Muka surat Page
Penemuan Utama <i>Main Findings</i>	1
Ringkasan Penemuan <i>Summary of Findings</i>	5
Jadual <i>Tables</i>	
1. Perdagangan Malaysia <i>Malaysia Trade</i>	15
2. Perdagangan Agromakanan dan Hasil Pertanian Terpilih <i>Trade in Agrofood and Selected Agricultural Products</i>	16
3. Perdagangan Agromakanan <i>Trade in Agrofood</i>	17
4. Perdagangan Keperluan Pertanian <i>Trade in Agricultural Inputs</i>	18
5. Perdagangan Keluaran Pertanian Lain <i>Trade in Other Agricultural Products</i>	19
6. Perdagangan Agromakanan dan Hasil Pertanian Terpilih Mengikut Kumpulan <i>Trade in Agrofood and Selected Agricultural Products by Group</i>	20
7. Perdagangan Agromakanan Mengikut Komoditi Terpilih <i>Trade in Agrofood by Selected Commodities</i>	22
8. Perdagangan Agromakanan Mengikut Negara Asal & Yang Dituju <i>Trade in Agrofood by Country of Origin & Destination</i>	27
Perdagangan Luar Negeri bagi Agromakanan dan Hasil Pertanian Terpilih Mengikut Negara Terpilih <i>External Trade for Agrofood and Selected Agricultural Products by Selected Countries</i>	
9. - Itali/ <i>Italy</i>	31
10. - Emiriah Arab Bersatu/ <i>United Arab Emirates</i>	35
11. - Amerika Syarikat/ <i>United States of America</i>	39
12. - Jepun/ <i>Japan</i>	43
13. - Australia/ <i>Australia</i>	47
14. - New Zealand/ <i>New Zealand</i>	51
15. - Belanda/ <i>Netherlands</i>	55
16. - Republik Rakyat China/ <i>People's Republic of China</i>	59

KANDUNGAN
Contents


Muka surat
Page

Jadual
Tables

17. - Thailand/Thailand	63
18. - Singapura/Singapore	67
19. - Indonesia/Indonesia	71
20. - Brunei Darussalam/Brunei Darussalam	75
21. - Filipina/Philippines	79
22. - Myanmar/Myanmar	83
23. - Vietnam/Vietnam	87
24. - Kemboja/Cambodia	91
25. - Laos/LAO PDR	95
26. - Jerman/Germany	99
27. Purata Kadar Pertukaran <i>Average Exchange Rates</i>	103



PENEMUAN UTAMA ***MAIN FINDINGS***



Muka surat ini sengaja dibiarkan kosong.
This page is deliberately left blank.

PENEMUAN UTAMA
Main Findings



PERDAGANGAN LUAR NEGERI
EXTERNAL TRADE

Juta/ Million

Agromakanan dan Hasil Pertanian Terpilih

AGROFOOD AND SELECTED AGRICULTURAL PRODUCTS

FEBRUARI
FEBRUARY
2026

JUMLAH PERDAGANGAN
Total of Trade

2026: RM23,280.0
2025: RM27,779.3

↓ 16.2%

EKSPORT
Exports

2026: RM12,416.9
2025: RM14,716.1

↓ 15.6%

IMPORT
Imports

2026: RM10,863.1
2025: RM13,063.2

↓ 16.8%

IMBANGAN PERDAGANGAN
Balance of Trade

2026: RM1,553.8
2025: RM1,652.9



RAKAN DAGANG UTAMA/Top Trading Partners



PEOPLE'S REPUBLIC OF CHINA

2026: RM2,992.0
2025: RM2,901.7
Juta/ Million



INDIA

2026: RM1,770.5
2025: RM1,786.2
Juta/ Million



INDONESIA

2026: RM1,623.5
2025: RM1,742.9
Juta/ Million

JUMLAH PERDAGANGAN MENGIKUT KUMPULAN/Total of Trade by Groups



Agromakanan
Agrofood

JUMLAH PERDAGANGAN/ Total of Trade (Juta/ Million)

2026: RM10,552.1
2025: RM12,956.3

↓ 18.6%

EKSPORT/ Exports (Juta/ Million)

2026: RM3,946.4
2025: RM4,602.1

↓ 14.2%

IMPORT/ Imports (Juta/ Million)

2026: RM6,605.7
2025: RM8,354.2

↓ 20.9%

IMBANGAN PERDAGANGAN/ Balance of Trade (Juta/ Million)

2026: -RM2,659.3
2025: -RM3,752.0



Keperluan Pertanian
Agricultural Inputs

JUMLAH PERDAGANGAN/ Total of Trade (Juta/ Million)

2026: RM1,101.3
2025: RM1,234.0

↓ 10.8%

EKSPORT/ Exports (Juta/ Million)

2026: RM475.2
2025: RM576.9

↓ 17.6%

IMPORT/ Imports (Juta/ Million)

2026: RM626.1
2025: RM657.2

↓ 4.7%

IMBANGAN PERDAGANGAN/ Balance of Trade (Juta/ Million)

2026: -RM150.8
2025: -RM80.3



Keluaran Pertanian Lain
Other Agricultural Products

JUMLAH PERDAGANGAN/ Total of Trade (Juta/ Million)

2026: RM11,626.5
2025: RM13,589.0

↓ 14.4%

EKSPORT/ Exports (Juta/ Million)

2026: RM7,995.3
2025: RM9,537.1

↓ 16.2%

IMPORT/ Imports (Juta/ Million)

2026: RM3,631.3
2025: RM4,051.9

↓ 10.4%

IMBANGAN PERDAGANGAN/ Balance of Trade (Juta/ Million)

2026: RM4,364.0
2025: RM5,485.2

Nota/ Notes : Data bagi tahun 2025 dan 2026 merupakan data sementara
Data for the year 2025 and 2026 is provisional data

Sumber/ Source : Jabatan Perangkaan Malaysia/ Department of Statistics Malaysia

www.kpkpm.gov.my

@kpkmmalaysia




BAHAGIAN DASAR DAN PERANCANGAN STRATEGIK, KEMENTERIAN PERTANIAN DAN KETERJAMINAN MAKANAN
Policy and Strategic Planning Division, Ministry of Agriculture and Food Security

Muka surat ini sengaja dibiarkan kosong.
This page is deliberately left blank.



RINGKASAN PENEMUAN ***SUMMARY OF FINDINGS***



Muka surat ini sengaja dibiarkan kosong.
This page is deliberately left blank.



Prestasi Perdagangan Agromakanan dan Hasil Pertanian Terpilih, Februari 2026
Agrofood and Selected Agricultural Products Trade Performance, February 2026

Juta/Million

Perdagangan luar negeri agromakanan dan hasil pertanian terpilih Malaysia mencatatkan penurunan sebanyak 16.2%, dengan nilai berjumlah RM23.3 bilion pada Februari 2026 berbanding RM27.8 bilion pada bulan yang sama tahun 2025.

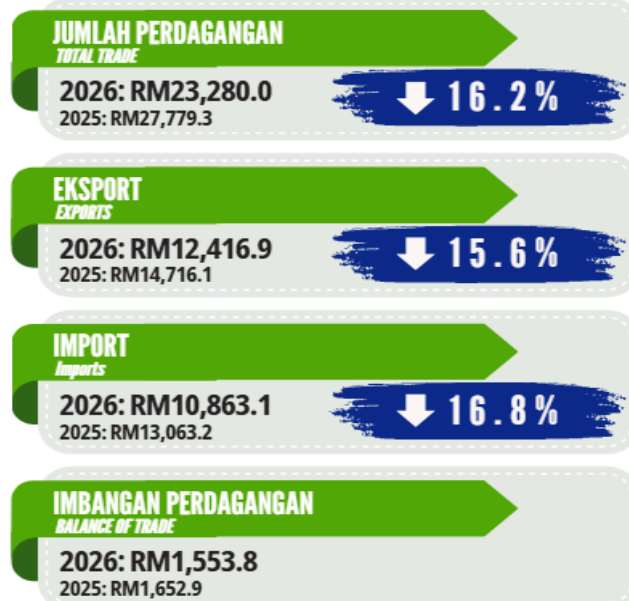
Eksport turut menurun sebanyak 15.6% kepada RM12.4 bilion, manakala import menyusut 16.8% kepada RM10.9 bilion. Sejalan dengan perkembangan ini, imbalan perdagangan kekal mencatatkan lebihan sebanyak RM1.6 bilion.

Dari segi rakan dagang, negara utama yang terlibat ialah Republik Rakyat China, India, Indonesia, Singapura dan Thailand.

Malaysia's external trade in agrofood and selected agricultural products recorded a decline of 16.2%, amounting to RM23.3 billion in February 2026 compared to RM27.8 billion in the same month of 2025.

Exports decreased by 15.6% to RM12.4 billion, while imports contracted by 16.8% to RM10.9 billion. In line with this trend, the trade balance remained in surplus at RM1.6 billion.

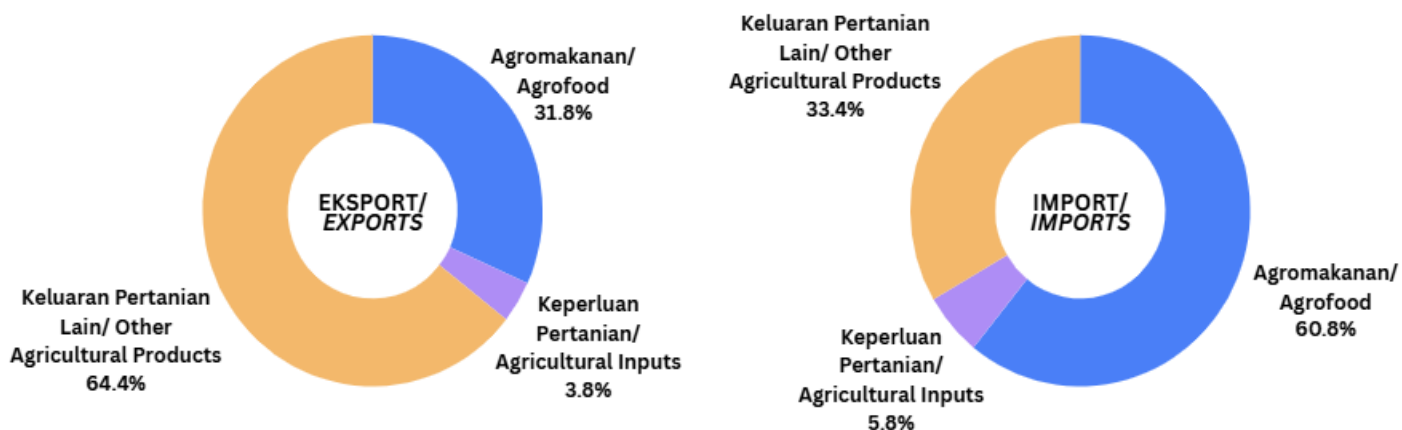
In terms of trading partners, Malaysia's key partners were People's Republic of China, India, Indonesia, Singapore, and Thailand.



RAKAN DAGANG UTAMA / TOP TRADING PARTNERS



Sumbangan Eksport dan Import Agromakanan dan Hasil Pertanian Terpilih, Februari 2026
Contribution of Agrofood and Selected Agricultural Product Exports and Imports, February 2026



Struktur perdagangan luar negeri agromakanan dan hasil pertanian terpilih Malaysia terbahagi kepada tiga kategori utama, iaitu agromakanan, keperluan pertanian dan keluaran pertanian lain.

Dari segi eksport, keluaran pertanian lain merupakan penyumbang terbesar dengan 64.4%, diikuti oleh agromakanan (31.8%) dan keperluan pertanian (3.8%). Bagi import pula, agromakanan mencatatkan bahagian terbesar sebanyak 60.8%, diikuti oleh keluaran pertanian lain (33.4%) dan keperluan pertanian (5.8%).

The structure of Malaysia's external trade in agrofood and selected agricultural products is divided into three main categories, namely agrofood, agricultural inputs, and other agricultural products.

In terms of exports, other agricultural products were the largest contributor at 64.4%, followed by agrofood (31.8%) and agricultural inputs (3.8%). For imports, agrofood accounted for the largest share at 60.8%, followed by other agricultural products (33.4%) and agricultural inputs (5.8%).

Prestasi Perdagangan Agromakanan, Februari 2026 Agrofood Trade Performance, February 2026

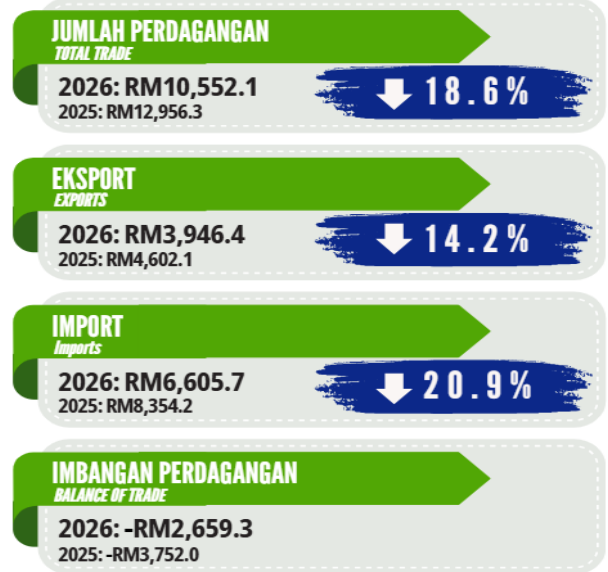
Perdagangan luar negeri agromakanan Malaysia mencatatkan penurunan sebanyak 18.6%, kepada RM10.6 bilion pada Februari 2026 berbanding tempoh yang sama tahun sebelumnya. Eksport menurun 14.2% kepada RM3.9 bilion, manakala import turut merosot 20.9% kepada RM6.6 bilion. Sehubungan itu, imbalan perdagangan kekal defisit sebanyak RM2.7 bilion bagi bulan tersebut.

Dari segi destinasi, rakan dagang utama Malaysia ialah Republik Rakyat China, Singapura, Thailand, Indonesia dan India.

Malaysia's external trade in agrofood recorded a decline of 18.6%, amounting to RM10.6 billion in February 2026 compared to the same period in the previous year. Exports decreased by 14.2% to RM3.9 billion, while imports also contracted by 20.9% to RM6.6 billion. Consequently, the trade balance remained in deficit at RM2.7 billion for the month.

In terms of destinations, Malaysia's key trading partners were People's Republic of China, Singapore, Thailand, Indonesia and India.

Juta/Million



RAKAN DAGANG UTAMA / TOP TRADING PARTNERS



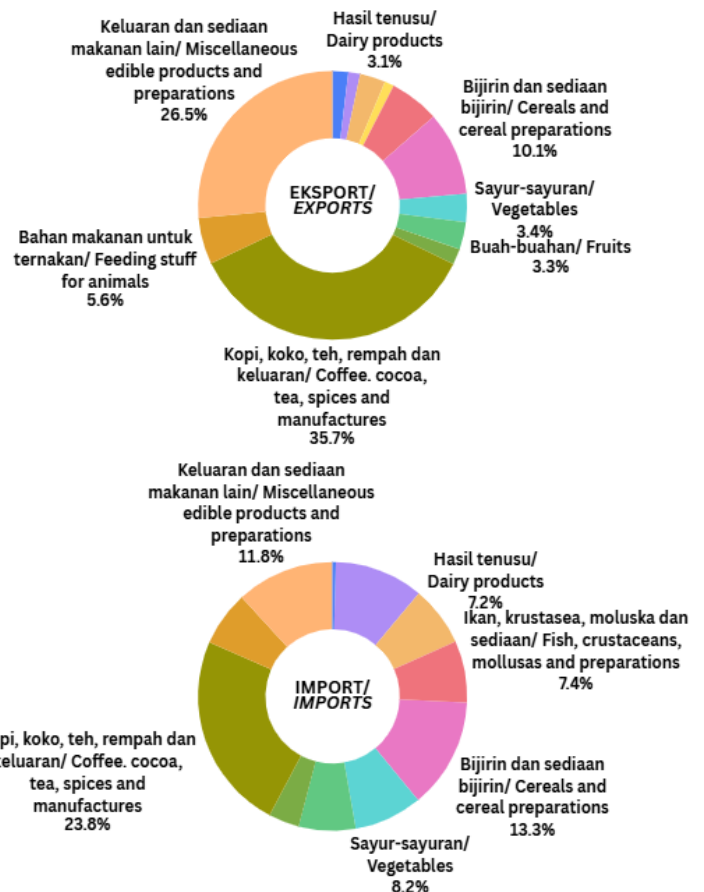
Sumbangan Eksport dan Import Agromakanan, Februari 2026 Contribution of Agrofood Exports and Imports, February 2026

Pada Februari 2026, prestasi eksport agromakanan mencapai RM3.9 bilion, menurun sebanyak 14.2% berbanding tempoh yang sama tahun sebelumnya. Ini dipengaruhi oleh sumbangan eksport Kopi, Koko, Teh, Rempah dan Keluaran (35.7%), Keluaran dan Sediaan Makanan Lain (26.5%) serta Bijirin dan Sediaan Bijirin (10.1%).

In February 2026, agrofood export performance recorded RM3.9 billion, representing a decline of 14.2% compared to the corresponding period in the previous year. This was attributed to contributions from Coffee, Cocoa, Tea, Spices and Manufactures (35.7%), Miscellaneous Edible Products and Preparations (26.5%) and Cereals and Cereal

Import agromakanan pada Februari 2026 berjumlah RM6.6 bilion, menurun 20.9% berbanding tempoh yang sama tahun sebelumnya. Penurunan keseluruhan ini dipengaruhi oleh sumbangan import daripada beberapa kumpulan utama iaitu Kopi, Koko, Teh, Rempah dan Keluaran (23.8%), Bijirin dan Sediaan Bijirin (13.3%) serta Keluaran dan Sediaan Makanan Lain (11.8%).

Agrofood imports in February 2026 amounted to RM6.6 billion, a decrease of 20.9% compared to the same period last year. This overall decline was influenced by contributions from several key groups, namely Coffee, Cocoa, Tea, Spices and Manufactures (23.8%), Cereals and Cereal Preparations (13.3%), as well as Miscellaneous Edible Products and Preparations (11.8%).



Perdagangan Agromakanan dan Hasil Pertanian Terpilih, 2025 & Januari hingga Februari 2026
External Trade of Agrofood and Selected Agricultural Products, 2025 & January to February 2026

RM Juta/ Million

Keterangan/ Descriptions	2025/ 2025			Januari hingga Februari 2026/ January to February 2026		
	Eksport/ Exports	Import/ Imports	Imbangan Perdagangan/ Balance of Trade	Eksport/ Exports	Import/ Imports	Imbangan Perdagangan/ Balance of Trade
	Jumlah Perdagangan <i>Total of External Trade</i>	1,606,473.0	1,451,879.8	154,593.3	277,780.1	239,113.6
Jumlah Agromakanan dan Hasil Pertanian Terpilih <i>Total of Agrofood and Selected Agricultural Products</i>	187,326.1	153,822.2	33,503.8	27,752.8	23,926.5	3,826.3
Sumbangan kepada Jumlah Perdagangan (%) <i>Contribution to Total of External Trade</i>	11.7	10.6	21.7	10.0	10.0	0.7
Jumlah Agromakanan <i>Total of Agrofood</i>	58,803.6	92,722.2	-33,918.6	8,846.1	14,662.3	-5,816.1
Ternakan <i>Livestocks</i>						
Binatang hidup ¹ <i>Live animals¹</i>	1,047.6	421.0	626.6	175.3	49.1	126.2
Daging dan sediaan daging <i>Meat and meat preparation</i>	762.2	8,420.0	-7,657.8	114.4	1,583.3	-1,468.9
Hasil tenusu <i>Dairy products</i>	1,365.3	6,241.9	-4,876.5	235.1	1,022.0	-786.9
Telur unggas <i>Poultry eggs</i>	551.7	31.9	519.8	91.7	4.3	87.5
Perikanan <i>Fisheries</i>						
Ikan, krustasia, moluska dan sediaan ² <i>Fish, crustaceans, molluscas and preparations²</i>	3,899.7	6,333.0	-2,433.3	574.9	1,114.6	-539.6
Tanaman <i>Food crops</i>						
Bijirin dan sediaan bijirin <i>Cereals and cereal preparations</i>	5,349.5	11,706.2	-6,356.7	874.9	1,945.4	-1,070.5
Sayur-sayuran <i>Vegetables</i>	1,716.5	7,034.4	-5,317.9	297.9	1,249.6	-951.6
Buah-buahan <i>Fruits</i>	2,387.0	6,119.5	-3,732.5	551.2	1,231.3	-680.1
Gula, sediaan gula dan madu <i>Sugars, sugar preparations and honey</i>	1,966.1	5,427.4	-3,461.2	184.5	716.2	-531.7
Kopi, koko, teh, rempah dan keluaran <i>Coffee, cocoa, tea, spices and manufactures</i>	22,369.4	24,867.8	-2,498.4	2,986.9	3,261.8	-274.9

Perdagangan Agromakanan dan Hasil Pertanian Terpilih, 2025 & Januari 2026
External Trade of Agrofood and Selected Agricultural Products, 2025 & January 2026

RM Juta/ Million

Keterangan/ Descriptions	2025/ 2025			Januari hingga Februari 2026/ January to February 2026		
	Eksport/ Exports	Import/ Imports	Imbangan Perdagangan/ Balance of Trade	Eksport/ Exports	Import/ Imports	Imbangan Perdagangan/ Balance of Trade
	Lain-lain Others					
Bahan makanan untuk ternakan <i>Feeding stuff for animals</i>	3,327.3	6,529.8	-3,202.5	501.0	892.1	-391.1
Keluaran dan sediaan makanan lain <i>Miscellaneous edible products and preparations</i>	14,061.2	9,589.4	4,471.9	2,258.3	1,592.7	665.6
Jumlah keperluan pertanian Total of agricultural input	6,189.0	11,526.4	-5,337.5	17,863.5	8,001.9	9,861.6
Baja <i>Fertilizers</i>	3,752.1	5,880.5	-2,128.5	689.5	549.3	140.2
Ubat-ubatan veterineri <i>Veterinary medicaments</i>	16.9	1,786.3	-1,769.4	3.9	196.9	-192.9
Ubat pembunuh kuman, ubat serangga dsb. <i>Disinfections, insecticides, fungicides, weed killers and anti-sprouting products, etc.</i>	1,295.8	1,399.8	-104.0	179.5	196.3	-16.8
Jentera pertanian (termasuk traktor) dan alat ganti <i>Agricultural machinery (including tractors) and parts</i>	1,124.1	2,459.8	-1,335.7	170.2	319.9	-149.7
Jumlah keluaran pertanian lain Total of other agricultural products	122,333.5	49,573.6	72,759.9	17,863.5	8,001.9	9,861.6
Binatang hidup (bukan binatang ternakan) <i>Live animals (non livestock)</i>	8.4	11.9	-3.5	1.5	1.1	0.4
Ikan hiasan <i>Ornamental fish</i>	55.4	36.3	19.1	6.8	2.3	4.5
Rumpai laut <i>Seaweed</i>	7.6	92.9	-85.3	0.9	17.8	-16.8
Lain-lain produk ikan <i>Other fish products</i>	89.2	125.6	-36.4	25.4	18.7	6.7
Minuman dan tembakau <i>Beverages and tobacco</i>	2,851.5	3,365.6	-514.1	487.8	529.7	-41.9
Minyak kelapa sawit <i>Palm oil</i>	63,585.0	3,417.8	60,167.1	9,376.4	337.2	9,039.1
Minyak isirung kelapa sawit <i>Palm kernel oil</i>	9,473.5	1,723.3	7,750.2	1,089.8	273.0	816.7
Bunga-bunga <i>Floriculture</i>	415.6	86.8	328.8	63.0	13.0	50.0

Perdagangan Agromakanan dan Hasil Pertanian Terpilih, 2025 & Januari 2026
External Trade of Agrofood and Selected Agricultural Products, 2025 & January 2026

RM Juta/ Million

Keterangan/ Descriptions	2025/ 2025			Januari hingga Februari 2026/ January to February 2026		
	Eksport/ Exports	Import/ Imports	Imbangan Perdagangan/ Balance of Trade	Eksport/ Exports	Import/ Imports	Imbangan Perdagangan/ Balance of Trade
	Bahan tanaman untuk pembiakan <i>Seeds and buds for sowing</i>	152.7	169.4	-16.7	21.8	31.1
Lemak haiwan dan sayuran/lain-lain biji-biji minyak <i>Animal and vegetable fats/other oil seeds</i>	17,165.2	13,421.6	3,743.6	2,562.7	2,406.7	156.1
Getah asli dan susu getah <i>Natural rubber and natural gums in primary forms</i>	4,084.1	6,742.4	-2,658.4	583.0	1,236.4	-653.4
Kulit dan bulu binatang <i>Hides and skin</i>	102.2	281.4	-179.2	18.5	40.0	-21.4
Gentian asli <i>Natural fibres</i>	2,401.6	1,697.9	703.7	384.8	265.9	118.9
Hasil perhutanan <i>Forestry products</i>	21,941.5	18,400.8	3,540.8	3,241.0	2,829.0	412.0


Nota/Notes: ¹ Binatang ternakan/Livestock

² Tidak termasuk ikan hiasan/
Excluding ornamental fish

Muka surat ini sengaja dibiarkan kosong.
This page is deliberately left blank.



JADUAL ***TABLES***



Muka surat ini sengaja dibiarkan kosong.
This page is deliberately left blank.

JADUAL 1 : PERDAGANGAN MALAYSIA
TABLE 1 : MALAYSIA TRADE

TEMPOH/ PERIOD	NILAI/VALUE (RM JUTA/ RM MILLION)					PERUBAHAN TAHUNAN/ ANNUAL CHANGE (%)				
	EKSPORT EXPORTS	EKSPORT DOMESTIK DOMESTIC EXPORTS	IMPORT IMPORTS	JUMLAH DAGANGAN TOTAL TRADE	IMBANGAN DAGANGAN BALANCE OF TRADE	EKSPORT EXPORTS	EKSPORT DOMESTIK DOMESTIC EXPORTS	IMPORT IMPORTS	JUMLAH DAGANGAN/ TOTAL TRADE	IMBANGAN DAGANGAN/ BALANCE OF TRADE
2019	995,072	823,484	849,411	1,844,483	145,661	(0.8)	2.4	(3.5)	(2.1)	17.7
2020	983,827	799,197	800,481	1,784,308	183,345	(1.1)	(2.9)	(5.8)	(3.3)	25.9
2021	1,241,022	1,012,001	987,344	2,228,366	253,678	26.1	26.6	23.3	24.9	38.4
2022	1,550,009	1,222,034	1,293,811	2,843,821	256,198	24.9	20.8	31.0	27.6	1.0
2023	1,426,199	1,111,065	1,211,044	2,637,243	215,155	(8.0)	(9.1)	(6.4)	(7.3)	(16.0)
2024	1,509,291	1,216,060	1,370,237	2,879,528	139,053	5.8	9.4	13.1	9.2	(35.4)
2025	1,606,473	1,240,126	1,451,880	3,058,353	154,593	6.5	2.0	6.2	6.3	9.2
2023										
ST1/Q1	355,092	276,446	291,680	646,772	63,413	3.0	(2.2)	3.4	3.2	1.2
ST2/Q2	348,623	267,560	292,800	641,423	55,823	(11.1)	(13.8)	(11.5)	(11.3)	(9.2)
ST3/Q3	356,280	277,863	297,245	653,525	59,035	(15.2)	(13.1)	(16.3)	(15.7)	(9.3)
ST4/Q4	366,203	289,195	329,319	695,521	36,884	(6.9)	(6.7)	1.3	(3.2)	(46.0)
2024										
ST1/Q1	362,794	291,018	328,199	690,993	34,594	2.2	5.3	12.5	6.8	(45.4)
ST2/Q2	369,338	298,561	336,911	706,248	32,427	5.9	11.6	15.1	10.1	(41.9)
ST3/Q3	384,227	311,724	358,245	742,473	25,982	7.8	12.2	20.5	13.6	(56.0)
ST4/Q4	392,932	314,757	346,882	739,814	46,050	7.3	8.8	5.3	6.4	24.9
2025										
ST1/Q1	378,359	304,338	337,315	715,674	41,045	4.3	4.6	2.8	3.6	18.6
ST2/Q2	381,667	295,882	367,372	749,039	14,294	3.3	(0.9)	9.0	6.1	(55.9)
ST3/Q3	410,407	310,915	359,722	770,130	50,685	6.8	(0.3)	0.4	3.7	95.1
ST4/Q4	436,217	329,130	390,438	826,654	45,779	11.0	4.6	12.6	11.7	(0.6)
2024										
JAN/JAN	122,381	94,760	112,238	234,619	10,143	8.6	10.1	18.8	13.2	(44.1)
FEB/FEB	111,445	91,683	100,116	211,561	11,329	(1.1)	4.4	8.0	3.0	(43.3)
MAC/MAR	128,967	104,575	115,845	244,812	13,122	(0.6)	2.0	10.9	4.5	(48.1)
APR/APR	115,155	92,181	107,088	222,243	8,067	9.5	15.0	14.1	11.7	(28.9)
MEI/MAY	128,100	105,866	118,083	246,182	10,017	7.2	13.1	13.4	10.1	(35.0)
JUN/JUNE	126,083	100,513	111,740	237,824	14,343	1.7	7.2	17.8	8.7	(50.7)
JUL/JULY	131,503	105,427	124,716	256,219	6,788	12.6	18.4	25.4	18.5	(60.8)
OGOS/AUG	129,094	106,299	122,740	251,834	6,354	12.1	15.4	25.4	18.2	(63.3)
SEPT/SEPT	123,630	99,997	110,790	234,420	12,840	(0.6)	3.4	10.9	4.5	(47.4)
OKT/OCT	128,224	99,528	116,269	244,493	11,954	1.6	3.3	2.7	2.2	(7.8)
NOV/NOV	126,105	104,903	111,270	237,374	14,835	3.7	9.8	1.6	2.7	22.6
DIS/DEC	138,603	110,327	119,343	257,946	19,260	17.0	13.4	11.9	14.6	63.0
2025										
JAN/JAN	122,814	97,546	119,155	241,969	3,659	0.4	2.9	6.2	3.1	(63.9)
FEB/FEB	118,242	96,899	105,625	223,867	12,617	6.1	5.7	5.5	5.8	11.4
MAC/MAR	137,304	109,894	112,535	249,838	24,769	6.5	5.1	(2.9)	2.1	88.8
APR/APR	133,499	99,962	128,369	261,869	5,130	15.9	8.4	19.9	17.8	(36.4)
MEI/MAY	126,618	100,812	125,858	252,475	760	(1.2)	(4.8)	6.6	2.6	(92.4)
JUN/JUNE	121,550	95,108	113,145	234,695	8,404	(3.6)	(5.4)	1.3	(1.3)	(41.4)
JUL/JULY	140,063	103,049	125,458	265,520	14,605	6.5	(2.3)	0.6	3.6	115.2
OGOS/AUG	131,318	103,367	115,469	246,787	15,850	1.7	(2.8)	(5.9)	(2.0)	149.4
SEPT/SEPT	139,026	104,499	118,796	257,822	20,230	12.5	4.5	7.2	10.0	57.6
OKT/OCT	148,330	109,176	127,912	276,242	20,418	15.7	9.7	10.0	13.0	70.8
NOV/NOV	134,935	105,174	128,850	263,785	6,085	7.0	0.3	15.8	11.1	(59.0)
DIS/DEC	152,775	114,641	130,708	283,483	22,066	10.2	3.9	9.5	9.9	14.6
2026										
JAN/JAN	146,828	108,682	124,869	271,697	21,958	19.6	11.4	4.8	12.3	500.1
FEB/FEB	130,952	104,314	114,244	245,197	16,708	10.7	7.7	8.2	9.5	32.4
MAC/MAR										
APR/APR										
MEI/MAY										
JUN/JUNE										
JUL/JULY										
OGOS/AUG										
SEPT/SEPT										
OKT/OCT										
NOV/NOV										
DIS/DEC										

JADUAL 2 : PERDAGANGAN AGROMAKANAN DAN HASIL PERTANIAN TERPILIH
TABLE 2 : TRADE IN AGROFOOD AND SELECTED AGRICULTURAL PRODUCTS

TEMPOH/ PERIOD	NILAI/VALUE (RM JUTA/ RM MILLION)					PERUBAHAN TAHUNAN/ ANNUAL CHANGE (%)				
	EKSPORT EXPORTS	EKSPORT DOMESTIK DOMESTIC EXPORTS	IMPORT IMPORTS	JUMLAH DAGANGAN TOTAL TRADE	IMBANGAN DAGANGAN BALANCE OF TRADE	EKSPORT EXPORTS	EKSPORT DOMESTIK DOMESTIC EXPORTS	IMPORT IMPORTS	JUMLAH DAGANGAN/ TOTAL TRADE	IMBANGAN DAGANGAN/ BALANCE OF TRADE
2019	115,522	107,905	93,510	209,032	22,012	0.9	1.0	0.2	0.6	4.3
2020	118,714	110,712	98,376	217,090	20,338	2.8	2.6	5.2	3.9	(7.6)
2021	154,489	144,334	120,530	275,019	33,960	30.1	30.4	22.5	26.7	67.0
2022	188,614	177,617	145,272	333,886	43,342	22.1	23.1	20.5	21.4	27.6
2023	160,736	148,272	135,358	296,094	25,378	(14.8)	(16.5)	(6.8)	(11.3)	(41.4)
2024	179,272	164,655	154,450	333,723	24,822	11.5	11.0	14.1	12.7	(2.2)
2025	187,326	170,651	153,822	341,148	33,504	4.5	3.6	(0.4)	2.2	35.0
2023										
ST1/Q1	39,341	36,454	32,956	72,297	6,384	(8.7)	(10.8)	(7.7)	(8.3)	(13.6)
ST2/Q2	37,463	34,630	33,008	70,471	4,455	(25.8)	(27.3)	(9.6)	(19.0)	(68.2)
ST3/Q3	40,138	37,041	33,530	73,668	6,609	(17.6)	(20.1)	(13.2)	(15.6)	(34.5)
ST4/Q4	43,794	40,147	35,864	79,658	7,929	(5.4)	(6.2)	4.1	(1.3)	(33.1)
2024										
ST1/Q1	40,788	37,543	36,964	77,752	3,824	3.7	3.0	12.2	7.5	(40.1)
ST2/Q2	42,433	39,091	36,870	79,304	5,563	13.3	12.9	11.7	12.5	24.9
ST3/Q3	47,078	43,107	40,436	87,514	6,641	17.3	16.4	20.6	18.8	0.5
ST4/Q4	48,974	44,914	40,179	89,153	8,794	11.8	11.9	12.0	11.9	10.9
2025										
ST1/Q1	44,469	40,318	41,739	86,208	2,731	9.0	7.4	12.9	10.9	(28.6)
ST2/Q2	45,752	41,264	38,000	83,752	7,752	7.8	5.6	3.1	5.6	39.4
ST3/Q3	46,974	42,708	36,916	83,890	10,057	(0.2)	(0.9)	(8.7)	(4.1)	51.4
ST4/Q4	50,130	46,360	37,167	87,297	12,963	2.4	3.2	(7.5)	(2.1)	47.4
2024										
JAN/JAN	14,274	13,255	13,600	27,874	673	21.2	22.2	22.6	21.9	(0.7)
FEB/FEB	12,437	11,271	10,856	23,293	1,581	1.2	(1.6)	6.8	3.7	(25.6)
MAC/MAR	14,078	13,017	12,507	26,585	1,570	(7.9)	(8.0)	7.0	(1.4)	(56.2)
APR/APR	13,630	12,661	12,258	25,889	1,372	16.0	16.4	12.7	14.4	55.9
MEI/MAY	15,413	14,239	12,917	28,330	2,496	19.4	19.1	12.7	16.3	72.7
JUN/JUNE	13,390	12,191	11,695	25,085	1,695	4.6	3.3	9.6	6.9	(20.4)
JUL/JULY	16,561	15,297	13,718	30,280	2,843	28.0	28.0	22.4	25.4	64.6
OGOS/AUG	15,676	14,335	14,685	30,361	991	17.1	15.7	31.1	23.5	(54.6)
SEPT/SEPT	14,840	13,476	12,033	26,873	2,807	7.4	6.1	8.2	7.7	4.1
OKT/OCT	16,109	14,790	13,066	29,176	3,043	7.6	7.3	9.1	8.3	1.7
NOV/NOV	15,686	14,526	13,156	28,842	2,531	7.8	9.1	11.2	9.3	(6.9)
DIS/DEC	17,178	15,598	13,957	31,135	3,221	20.3	19.6	15.8	18.3	45.2
2025										
JAN/JAN	15,005	13,522	14,180	29,185	825	5.1	2.0	4.3	4.7	22.5
FEB/FEB	14,716	13,349	13,063	27,779	1,653	18.3	18.4	20.3	19.3	4.6
MAC/MAR	14,748	13,447	14,496	29,244	253	4.8	3.3	15.9	10.0	(83.9)
APR/APR	14,663	13,148	13,143	27,806	1,520	7.6	3.9	7.2	7.4	10.8
MEI/MAY	16,256	14,704	13,175	29,431	3,080	5.5	3.3	2.0	3.9	23.4
JUN/JUNE	14,833	13,412	11,682	26,515	3,152	10.8	10.0	(0.1)	5.7	86.0
JUL/JULY	15,880	14,310	12,550	28,430	3,330	(4.1)	(6.5)	(8.5)	(6.1)	17.1
OGOS/AUG	15,741	14,460	12,142	27,884	3,599	0.4	0.9	(17.3)	(8.2)	263.1
SEPT/SEPT	15,352	13,939	12,224	27,576	3,128	3.5	3.4	1.6	2.6	11.4
OKT/OCT	18,279	16,906	12,656	30,935	5,622	13.5	14.3	(3.1)	6.0	84.8
NOV/NOV	15,329	14,114	11,194	26,523	4,135	(2.3)	(2.8)	(14.9)	(8.0)	63.4
DIS/DEC	16,522	15,340	13,317	29,839	3,206	(3.8)	(1.7)	(4.6)	(4.2)	(0.5)
2026										
JAN/JAN	15,336	13,923	13,063	28,399	2,272	2.2	3.0	(7.9)	(2.7)	175.4
FEB/FEB	12,417	11,264	10,863	23,280	1,554	(15.6)	(15.6)	(16.8)	(16.2)	(6.0)
MAC/MAR										
APR/APR										
MEI/MAY										
JUN/JUNE										
JUL/JULY										
OGOS/AUG										
SEPT/SEPT										
OKT/OCT										
NOV/NOV										
DIS/DEC										

JADUAL 3 : PERDAGANGAN AGROMAKANAN
TABLE 3 : TRADE IN AGROFOOD

TEMPOH/ PERIOD	NILAI/VALUE (RM JUTA/ RM MILLION)					PERUBAHAN TAHUNAN/ ANNUAL CHANGE (%)				
	EKSPORT EXPORTS	EKSPORT DOMESTIK DOMESTIC EXPORTS	IMPORT IMPORTS	JUMLAH DAGANGAN TOTAL TRADE	IMBANGAN DAGANGAN BALANCE OF TRADE	EKSPORT EXPORTS	EKSPORT DOMESTIK DOMESTIC EXPORTS	IMPORT IMPORTS	JUMLAH DAGANGAN/ TOTAL TRADE	IMBANGAN DAGANGAN/ BALANCE OF TRADE
2019	34,010	30,731	51,420	85,430	(17,409)	8.0	8.8	2.5	4.6	(6.7)
2020	33,710	30,176	55,431	89,142	(21,721)	(0.9)	(1.8)	7.8	4.3	24.8
2021	38,622	34,832	63,588	102,209	(24,966)	14.6	15.4	14.7	14.7	14.9
2022	44,551	40,569	75,541	120,092	(30,990)	15.4	16.5	18.8	17.5	24.1
2023	46,374	41,567	78,695	125,069	(32,321)	4.1	2.5	4.2	4.1	4.3
2024	54,380	45,905	93,724	148,105	(39,344)	17.3	10.4	19.1	18.4	21.7
2025	58,804	48,477	92,722	151,526	(33,919)	8.1	5.6	(1.1)	2.3	(13.8)
2023										
ST1/Q1	10,632	9,617	18,978	29,610	(8,347)	4.9	4.0	6.3	5.8	8.1
ST2/Q2	10,981	9,858	19,238	30,219	(8,257)	0.3	(1.0)	3.0	2.0	6.7
ST3/Q3	11,905	10,675	19,260	31,165	(7,355)	2.9	1.1	(1.7)	0.0	(8.3)
ST4/Q4	12,856	11,418	21,219	34,075	(8,362)	8.0	5.6	9.3	8.8	11.3
2024										
ST1/Q1	12,309	10,848	22,636	34,945	(10,327)	15.8	12.8	19.3	18.0	23.7
ST2/Q2	12,659	10,918	22,055	34,715	(9,396)	15.3	10.8	14.6	14.9	13.8
ST3/Q3	14,581	11,981	25,149	39,730	(10,568)	22.5	12.2	30.6	27.5	43.7
ST4/Q4	14,831	12,158	23,884	38,715	(9,053)	15.4	6.5	12.6	13.6	8.3
2025										
ST1/Q1	14,077	11,547	25,785	39,861	(11,708)	14.4	6.4	13.9	14.1	13.4
ST2/Q2	14,663	11,827	22,823	37,487	(8,160)	15.8	8.3	3.5	8.0	(13.2)
ST3/Q3	14,815	12,152	21,542	36,357	(6,727)	1.6	1.4	(14.3)	(8.5)	(36.3)
ST4/Q4	15,249	12,951	22,572	37,822	(7,323)	2.8	6.5	(5.5)	(2.3)	(19.1)
2024										
JAN/JAN	4,039	3,629	8,574	12,613	(4,536)	31.4	31.3	39.2	36.6	46.9
FEB/FEB	3,891	3,398	6,280	10,171	(2,389)	10.2	6.2	9.7	9.9	8.8
MAC/MAR	4,380	3,821	7,782	12,161	(3,402)	8.8	4.6	9.8	9.4	11.1
APR/APR	3,815	3,316	7,427	11,242	(3,613)	17.5	13.0	16.0	16.5	14.4
MEI/MAY	4,558	3,960	7,662	12,220	(3,105)	17.2	14.0	14.9	15.7	11.6
JUN/JUNE	4,287	3,641	6,966	11,253	(2,679)	11.5	5.6	13.0	12.4	15.6
JUL/JULY	4,812	3,994	8,575	13,388	(3,763)	25.4	15.6	33.5	30.5	45.7
OGOS/AUG	5,155	4,305	9,173	14,328	(4,018)	29.5	20.7	47.0	40.2	77.7
SEPT/SEPT	4,613	3,681	7,401	12,015	(2,788)	12.9	0.8	12.2	12.5	11.0
OKT/OCT	5,165	4,188	8,014	13,178	(2,849)	20.3	9.8	11.7	14.9	(1.2)
NOV/NOV	4,631	3,911	7,827	12,458	(3,196)	4.3	(1.3)	12.7	9.4	27.6
DIS/DEC	5,035	4,059	8,043	13,079	(3,008)	22.1	11.5	13.3	16.6	1.2
2025										
JAN/JAN	4,356	3,554	8,600	12,956	(4,243)	7.9	(2.1)	0.3	2.7	(6.4)
FEB/FEB	4,602	3,744	8,354	12,956	(3,752)	18.3	10.2	33.0	27.4	57.1
MAC/MAR	5,118	4,249	8,831	13,949	(3,713)	16.9	11.2	13.5	14.7	9.1
APR/APR	4,812	3,858	7,943	12,755	(3,131)	26.1	16.3	6.9	13.5	(13.3)
MEI/MAY	5,181	4,248	7,959	13,140	(2,778)	13.7	7.3	3.9	7.5	(10.5)
JUN/JUNE	4,670	3,720	6,921	11,592	(2,251)	8.9	2.2	(0.6)	3.0	(16.0)
JUL/JULY	5,329	4,329	7,291	12,620	(1,961)	10.7	8.4	(15.0)	(5.7)	(47.9)
OGOS/AUG	4,946	4,141	7,109	12,056	(2,163)	(4.1)	(3.8)	(22.5)	(15.9)	(46.2)
SEPT/SEPT	4,539	3,683	7,142	11,681	(2,603)	(1.6)	0.0	(3.5)	(2.8)	(6.6)
OKT/OCT	5,183	4,328	7,420	12,603	(2,237)	0.4	3.3	(7.4)	(4.4)	(21.5)
NOV/NOV	4,952	4,180	6,839	11,791	(1,887)	6.9	6.9	(12.6)	(5.4)	(41.0)
DIS/DEC	5,114	4,443	8,314	13,428	(3,200)	1.6	9.5	3.4	2.7	6.4
2026										
JAN/JAN	4,900	4,205	8,057	12,956	(3,157)	12.5	18.3	(6.3)	0.0	(25.6)
FEB/FEB	3,946	3,304	6,606	10,552	(2,659)	(14.2)	(11.7)	(20.9)	(18.6)	(29.1)
MAC/MAR										
APR/APR										
MEI/MAY										
JUN/JUNE										
JUL/JULY										
OGOS/AUG										
SEPT/SEPT										
OKT/OCT										
NOV/NOV										
DIS/DEC										

JADUAL 4 : PERDAGANGAN KEPERLUAN PERTANIAN
TABLE 4 : TRADE IN AGRICULTURAL INPUTS

TEMPOH/ PERIOD	NILAI/VALUE (RM JUTA/ RM MILLION)					PERUBAHAN TAHUNAN/ ANNUAL CHANGE (%)				
	EKSPORT EXPORTS	EKSPORT DOMESTIK DOMESTIC EXPORTS	IMPORT IMPORTS	JUMLAH DAGANGAN TOTAL TRADE	IMBANGAN DAGANGAN BALANCE OF TRADE	EKSPORT EXPORTS	EKSPORT DOMESTIK DOMESTIC EXPORTS	IMPORT IMPORTS	JUMLAH DAGANGAN/ TOTAL TRADE	IMBANGAN DAGANGAN/ BALANCE OF TRADE
2019	4,817	4,667	6,143	10,959	(1,326)	(2.9)	(0.8)	(16.5)	(11.0)	(44.7)
2020	4,683	4,520	6,072	10,755	(1,389)	(2.8)	(3.1)	(1.1)	(1.9)	4.8
2021	6,329	6,174	8,548	14,877	(2,218)	35.2	36.6	40.8	38.3	59.7
2022	9,570	9,232	13,273	22,843	(3,703)	51.2	49.5	55.3	53.5	66.9
2023	6,417	5,960	10,809	17,226	(4,392)	(32.9)	(35.4)	(18.6)	(24.6)	18.6
2024	6,143	5,888	11,326	17,469	(5,183)	(4.3)	(1.2)	4.8	1.4	18.0
2025	6,189	5,960	11,526	17,715	(5,337)	0.7	1.2	1.8	1.4	3.0
2023										
ST1/Q1	2,026	1,875	2,659	4,684	(633)	(15.5)	(19.9)	(18.3)	(17.1)	(26.1)
ST2/Q2	1,237	1,174	2,760	3,996	(1,523)	(40.9)	(42.5)	(9.4)	(22.2)	59.9
ST3/Q3	1,476	1,311	2,560	4,036	(1,084)	(39.5)	(44.6)	(35.4)	(36.9)	(28.7)
ST4/Q4	1,678	1,600	2,831	4,509	(1,152)	(36.4)	(35.5)	(6.0)	(20.2)	209.4
2024										
ST1/Q1	1,645	1,561	2,631	4,275	(986)	(18.8)	(16.7)	(1.0)	(8.7)	55.8
ST2/Q2	1,246	1,198	2,928	4,175	(1,682)	0.8	2.1	6.1	4.5	10.5
ST3/Q3	1,646	1,587	2,849	4,496	(1,203)	11.5	21.1	11.3	11.4	11.0
ST4/Q4	1,606	1,540	2,917	4,523	(1,311)	(4.3)	(3.7)	3.0	0.3	13.8
2025										
ST1/Q1	1,720	1,652	2,585	4,305	(865)	4.6	5.8	(1.8)	0.7	(12.3)
ST2/Q2	1,507	1,453	2,988	4,495	(1,481)	20.9	21.3	2.0	7.7	(12.0)
ST3/Q3	1,202	1,145	3,205	4,407	(2,004)	(27.0)	(27.9)	12.5	(2.0)	66.6
ST4/Q4	1,760	1,710	2,749	4,509	(989)	9.6	11.0	(5.8)	(0.3)	(24.6)
2024										
JAN/JAN	650	631	918	1,568	(268)	(16.7)	(10.6)	(9.3)	(12.6)	15.7
FEB/FEB	474	432	827	1,301	(352)	(23.6)	(27.1)	1.8	(9.2)	83.9
MAC/MAR	520	499	886	1,406	(366)	(16.7)	(13.5)	6.3	(3.6)	74.3
APR/APR	377	369	1,091	1,468	(715)	4.2	8.8	13.5	10.9	19.0
MEI/MAY	518	499	883	1,401	(365)	22.5	22.6	(11.2)	(1.2)	(36.1)
JUN/JUNE	352	330	954	1,305	(602)	(22.2)	(22.7)	18.8	4.0	71.7
JUL/JULY	646	631	984	1,630	(339)	50.1	62.5	10.6	23.5	(26.4)
OGOS/AUG	510	480	981	1,491	(471)	(6.8)	(0.8)	9.8	3.5	36.0
SEPT/SEPT	491	477	883	1,374	(393)	(1.7)	8.6	13.8	7.8	41.7
OKT/OCT	550	521	1,035	1,585	(485)	(3.0)	(2.6)	9.6	4.8	28.5
NOV/NOV	547	531	880	1,427	(333)	(0.4)	(0.1)	(9.9)	(6.5)	(22.1)
DIS/DEC	509	489	1,002	1,511	(493)	(9.5)	(8.5)	10.2	2.7	42.0
2025										
JAN/JAN	629	604	881	1,510	(251)	(3.2)	(4.3)	(4.1)	(3.7)	(6.2)
FEB/FEB	577	546	657	1,234	(80)	21.6	26.4	(20.5)	(5.2)	(77.2)
MAC/MAR	514	503	1,047	1,560	(533)	(1.2)	0.8	18.1	11.0	45.6
APR/APR	408	387	1,058	1,467	(650)	8.4	5.1	(3.0)	(0.1)	(9.0)
MEI/MAY	587	569	970	1,558	(383)	13.4	13.9	9.9	11.1	4.9
JUN/JUNE	512	497	959	1,471	(447)	45.6	50.4	0.6	12.7	(25.7)
JUL/JULY	504	488	1,062	1,566	(558)	(22.0)	(22.7)	7.9	(4.0)	64.8
OGOS/AUG	292	275	1,141	1,433	(849)	(42.7)	(42.6)	16.3	(3.9)	80.1
SEPT/SEPT	406	382	1,002	1,408	(596)	(17.3)	(19.9)	13.4	2.5	51.9
OKT/OCT	496	474	1,013	1,509	(518)	(9.8)	(9.0)	(2.0)	(4.8)	6.8
NOV/NOV	660	647	834	1,494	(175)	20.6	21.9	(5.2)	4.7	(47.6)
DIS/DEC	604	589	901	1,505	(296)	18.8	20.5	(10.1)	(0.4)	(39.9)
2026										
JAN/JAN	568	559	636	1,204	(68)	(9.8)	(7.4)	(27.8)	(20.3)	(72.8)
FEB/FEB	475	460	626	1,101	(151)	(17.6)	(15.7)	(4.7)	(10.8)	87.9
MAC/MAR										
APR/APR										
MEI/MAY										
JUN/JUNE										
JUL/JULY										
OGOS/AUG										
SEPT/SEPT										
OKT/OCT										
NOV/NOV										
DIS/DEC										

JADUAL 5 : PERDAGANGAN KELUARAN PERTANIAN LAIN
TABLE 5 : TRADE IN OTHER AGRICULTURAL PRODUCTS

TEMPOH/ PERIOD	NILAI/VALUE (RM JUTA/ RM MILLION)					PERUBAHAN TAHUNAN/ ANNUAL CHANGE (%)				
	EKSPORT EXPORTS	EKSPORT DOMESTIK DOMESTIC EXPORTS	IMPORT IMPORTS	JUMLAH DAGANGAN TOTAL TRADE	IMBANGAN DAGANGAN BALANCE OF TRADE	EKSPORT EXPORTS	EKSPORT DOMESTIK DOMESTIC EXPORTS	IMPORT IMPORTS	JUMLAH DAGANGAN/ TOTAL TRADE	IMBANGAN DAGANGAN/ BALANCE OF TRADE
2019	76,695	72,507	35,948	112,643	40,747	(1.7)	(1.9)	0.3	(1.1)	(3.3)
2020	80,321	76,016	36,872	117,193	43,448	4.7	4.8	2.6	4.0	6.6
2021	109,538	103,328	48,394	157,933	61,144	36.4	35.9	31.2	34.8	40.7
2022	134,492	127,816	56,458	190,950	78,034	22.8	23.7	16.7	20.9	27.6
2023	107,945	100,745	45,854	153,800	62,091	(19.7)	(21.2)	(18.8)	(19.5)	(20.4)
2024	118,749	112,862	49,400	168,149	69,349	10.0	12.0	7.7	9.3	11.7
2025	122,333	116,214	49,574	171,907	72,760	3.0	3.0	0.4	2.2	4.9
2023										
ST1/Q1	26,684	24,962	11,319	38,003	15,364	(12.7)	(14.8)	(22.5)	(15.9)	(3.8)
ST2/Q2	25,246	23,598	11,010	36,256	14,235	(32.6)	(33.7)	(25.5)	(30.6)	(37.3)
ST3/Q3	26,757	25,056	11,710	38,467	15,047	(22.9)	(25.0)	(22.3)	(22.7)	(23.4)
ST4/Q4	29,259	27,129	11,815	41,074	17,444	(7.9)	(8.0)	(1.6)	(6.2)	(11.7)
2024										
ST1/Q1	26,834	25,133	11,697	38,531	15,137	0.6	0.7	3.3	1.4	(1.5)
ST2/Q2	28,528	26,975	11,887	40,415	16,641	13.0	14.3	8.0	11.5	16.9
ST3/Q3	30,850	29,539	12,438	43,288	18,412	15.3	17.9	6.2	12.5	22.4
ST4/Q4	32,537	31,215	13,378	45,915	19,158	11.2	15.1	13.2	11.8	9.8
2025										
ST1/Q1	28,673	27,119	13,370	42,042	15,303	6.9	7.9	14.3	9.1	1.1
ST2/Q2	29,582	27,984	12,189	41,771	17,393	3.7	3.7	2.5	3.4	4.5
ST3/Q3	30,958	29,411	12,169	43,127	18,788	0.3	(0.4)	(2.2)	(0.4)	2.0
ST4/Q4	33,121	31,700	11,846	44,967	21,275	1.8	1.6	(11.5)	(2.1)	11.0
2024										
JAN/JAN	9,585	8,995	4,108	13,692	5,477	21.1	21.9	4.8	15.7	37.0
FEB/FEB	8,071	7,442	3,749	11,821	4,322	(0.8)	(2.9)	3.3	0.5	(4.2)
MAC/MAR	9,178	8,697	3,840	13,018	5,338	(13.6)	(12.3)	1.8	(9.6)	(22.1)
APR/APR	9,439	8,976	3,740	13,179	5,699	15.8	18.1	6.6	13.1	22.9
MEI/MAY	10,338	9,779	4,372	14,709	5,966	20.3	21.1	15.2	18.7	24.3
JUN/JUNE	8,751	8,220	3,776	12,527	4,976	2.9	3.8	1.9	2.6	3.7
JUL/JULY	11,103	10,671	4,159	15,262	6,944	28.1	31.6	6.7	21.5	45.6
OGOS/AUG	10,011	9,549	4,531	14,542	5,480	13.0	14.6	11.4	12.5	14.4
SEPT/SEPT	9,736	9,318	3,748	13,485	5,988	5.4	8.2	0.0	3.9	9.1
OKT/OCT	10,394	10,081	4,018	14,413	6,376	2.8	6.8	4.2	3.2	2.0
NOV/NOV	10,508	10,085	4,449	14,957	6,060	9.9	14.3	13.8	11.1	7.2
DIS/DEC	11,634	11,050	4,911	16,545	6,723	21.3	24.6	21.3	21.3	21.3
2025										
JAN/JAN	10,019	9,365	4,699	14,719	5,320	4.5	4.1	14.4	7.5	(2.9)
FEB/FEB	9,537	9,059	4,052	13,589	5,485	18.2	21.7	8.1	15.0	26.9
MAC/MAR	9,117	8,695	4,618	13,735	4,498	(0.7)	(0.0)	20.3	5.5	(15.7)
APR/APR	9,443	8,903	4,142	13,585	5,302	0.0	(0.8)	10.7	3.1	(7.0)
MEI/MAY	10,488	9,886	4,246	14,733	6,242	1.4	1.1	(2.9)	0.2	4.6
JUN/JUNE	9,651	9,195	3,801	13,452	5,850	10.3	11.9	0.7	7.4	17.6
JUL/JULY	10,047	9,493	4,198	14,245	5,850	(9.5)	(11.0)	0.9	(6.7)	(15.8)
OGOS/AUG	10,503	10,044	3,892	14,395	6,611	4.9	5.2	(14.1)	(1.0)	20.6
SEPT/SEPT	10,407	9,875	4,080	14,487	6,328	6.9	6.0	8.8	7.4	5.7
OKT/OCT	12,600	12,104	4,223	16,823	8,377	21.2	20.1	5.1	16.7	31.4
NOV/NOV	9,717	9,287	3,521	13,238	6,196	(7.5)	(7.9)	(20.9)	(11.5)	2.3
DIS/DEC	10,804	10,308	4,102	14,906	6,702	(7.1)	(6.7)	(16.5)	(9.9)	(0.3)
2026										
JAN/JAN	9,868	9,158	4,371	14,239	5,498	(1.5)	(2.2)	(7.0)	(3.3)	3.3
FEB/FEB	7,995	7,500	3,631	11,627	4,364	(16.2)	(17.2)	(10.4)	(14.4)	(20.4)
MAC/MAR										
APR/APR										
MEI/MAY										
JUN/JUNE										
JUL/JULY										
OGOS/AUG										
SEPT/SEPT										
OKT/OCT										
NOV/NOV										
DIS/DEC										

JADUAL 6 : PERDAGANGAN AGROMAKANAN DAN HASIL PERTANIAN TERPILIH MENGIKUT KUMPULAN

TABLE 6 : TRADE IN AGROFOOD AND SELECTED AGRICULTURAL PRODUCTS BY GROUP

KUMPULAN CATEGORY	NILAI/VALUE (RM JUTA/ RM MILLION)								
	EKSPORT EXPORTS			EKSPORT DOMESTIK DOMESTIC EXPORTS			IMPORT IMPORTS		
	2024	2025	2026 (Jan.-Feb./ Jan.-Feb.)	2024	2025	2026 (Jan.-Feb./ Jan.-Feb.)	2024	2025	2026 (Jan.-Feb./ Jan.-Feb.)
JUMLAH AGROMAKANAN DAN HASIL PERTANIAN TERPILIH TOTAL OF AGROFOOD AND SELECTED AGRICULTURAL PRODUCTS	167,221	195,102	27,753	164,655	170,651	25,187	154,450	153,822	23,927
JUMLAH AGROMAKANAN TOTAL OF AGROFOOD	47,242	55,250	8,846	45,905	48,477	7,509	93,724	92,722	14,662
TERNAKAN LIVESTOCK	3,805	3,882	617	3,764	3,561	575	13,733	15,115	2,659
BINATANG HIDUP ¹ LIVE ANIMALS ¹	1,094	1,048	175	1,094	1,048	175	262	421	49
DAGING DAN SEDIAAN DAGING MEAT AND MEAT PREPARATIONS	820	762	114	808	739	102	7,673	8,420	1,583
HASIL TENUSU DAIRY PRODUCTS	1,306	1,429	235	1,277	1,222	206	5,755	6,242	1,022
TELUR UNGGAS POULTRY EGGS	585	643	92	585	552	92	42	32	4
PERIKANAN FISHERIES	3,768	4,377	575	3,757	3,813	563	6,017	6,333	1,115
IKAN, KRUSTASEA, MOLUSKA DAN SEDIAAN ² FISH, CRUSTACEANS, MOLLUSCS AND PREPARATIONS ²	3,768	4,377	575	3,757	3,813	563	6,017	6,333	1,115
TANAMAN FOOD CROPS	23,908	28,481	4,895	22,911	25,065	3,898	56,530	55,155	8,404
BIJIRIN DAN SEDIAAN BIJIRIN CEREALS AND CEREAL PREPARATIONS	5,323	5,350	875	5,272	5,008	823	12,877	11,706	1,945
SAYUR-SAYURAN VEGETABLES	1,575	1,944	298	1,565	1,656	288	8,220	7,034	1,250
BUAH-BUAHAN FRUITS	2,259	2,798	551	2,237	2,269	529	5,733	6,119	1,231
GULA, SEDIAAN GULA DAN MADU SUGARS, SUGAR PREPARATIONS AND HONEY	1,542	1,922	184	1,529	1,750	172	7,539	5,427	716
KOPI, KOKO, TEH, REMPAH DAN KELUARAN COFFEE, COCOA, TEA, SPICES AND MANUFACTURES	13,210	16,468	2,987	12,309	14,381	2,086	22,161	24,868	3,262
LAIN-LAIN OTHERS	15,760	18,510	2,759	15,473	16,038	2,473	17,444	16,119	2,485
BAHAN MAKANAN UNTUK TERNAKAN FEEDING STUFF FOR ANIMALS	3,178	3,714	501	3,162	3,229	485	8,333	6,530	892
KELUARAN DAN SEDIAAN MAKANAN LAIN MISCELLANEOUS EDIBLE PRODUCTS AND PREPARATIONS	12,582	14,797	2,258	12,312	12,809	1,988	9,112	9,589	1,593
JUMLAH KEPERLUAN PERTANIAN TOTAL OF AGRICULTURAL INPUTS	5,912	6,980	1,043	5,888	5,960	1,019	11,326	11,526	1,262
BAJA FERTILIZERS	3,651	4,395	690	3,643	3,713	682	5,546	5,881	549
UBAT-UBATAN VETERINAR VETERINARY MEDICAMENTS	19	18	4	18	14	4	1,551	1,786	197
UBAT PEMBUNUH KUMAN, UBAT SERANGGA DSB, DISINFECTANTS, INSECTICIDES, FUNGICIDES, WEED KILLERS AND ANTI-SPROUTING PRODUCTS, ETC.	1,392	1,434	180	1,390	1,257	177	1,412	1,400	196
JENTERA PERTANIAN (TERMASUK TRAKTOR) DAN ALAT GANTI AGRICULTURAL MACHINERY (INCLUDING TRACTORS) AND PARTS	850	1,134	170	836	977	157	2,816	2,460	320
JUMLAH KELUARAN PERTANIAN LAIN TOTAL OF OTHER AGRICULTURAL PRODUCTS	114,067	132,872	17,864	112,862	116,214	16,658	49,400	49,574	8,002
BINATANG HIDUP (BUKAN BINATANG TERNAKAN) LIVE ANIMALS (NON LIVESTOCK)	10	10	2	10	8	2	12	12	1
IKAN HIASAN ORNAMENTAL FISH	66	62	7	66	55	7	62	36	2
RUMPAI LAUT SEAWEED	18	8	1	17	7	1	109	93	18

JADUAL 6 : PERDAGANGAN AGROMAKANAN DAN HASIL PERTANIAN TERPILIH MENGIKUT KUMPULAN

TABLE 6 : TRADE IN AGROFOOD AND SELECTED AGRICULTURAL PRODUCTS BY GROUP

KUMPULAN CATEGORY	NILAI/VALUE (RM JUTA/ RM MILLION)								
	EKSPORT EXPORTS			EKSPORT DOMESTIK DOMESTIC EXPORTS			IMPORT IMPORTS		
	2024	2025	2026 (Jan.-Feb./ Jan.-Feb.)	2024	2025	2026 (Jan.-Feb./ Jan.-Feb.)	2024	2025	2026 (Jan.-Feb./ Jan.-Feb.)
LAIN-LAIN PRODUK IKAN OTHER FISH PRODUCTS	30	4	25	5	4	0	164	126	19
MINUMAN DAN TEMBAKAU BEVERAGES AND TOBACCO	2,158	2,154	488	1,995	1,830	324	3,726	3,366	530
MINYAK KELAPA SAWIT PALM OIL	62,236	72,844	9,376	62,217	63,487	9,357	881	3,418	337
MINYAK ISIRUNG KELAPA SAWIT PALM KERNEL OIL	7,008	9,824	1,090	6,894	8,849	975	1,119	1,723	273
BUNGA-BUNGAAN FLORICULTURE	415	479	63	415	416	63	94	87	13
BAHAN TANAMAN UNTUK PEMBIAKAN SEEDS AND BUDS FOR SOWING	141	174	22	141	152	22	170	169	31
LEMAK HAIWAN DAN SAYURAN/LAIN-LAIN BIJI-BIJI MINYAK ANIMAL AND VEGETABLE FATS/OTHER OIL SEEDS	13,842	17,727	2,563	13,343	15,663	2,064	14,012	13,422	2,407
GETAH ASLI DAN SUSU GETAH NATURAL RUBBER AND NATURAL GUMS IN PRIMARY FORMS	4,077	4,301	583	4,061	3,733	567	7,598	6,742	1,236
KULIT DAN BULU BINATANG HIDES AND SKIN	88	108	19	84	93	15	345	281	40
GENTIAN ASLI NATURAL FIBRES	2,573	2,728	385	2,572	2,345	384	1,756	1,698	266
HASIL PERHUTANAN FORESTRY PRODUCTS	21,404	22,451	3,241	21,042	19,572	2,879	19,352	18,401	2,829

Nota/Notes :

¹ Binatang Ternakan/Livestock

² Tidak Termasuk Ikan Hiasan/Excluding Ornamental Fish

JADUAL 7 : PERDAGANGAN AGROMAKANAN MENGIKUT KOMODITI TERPILIH
TABLE 7 : TRADE IN AGROFOOD BY SELECTED COMMODITIES

KUMPULAN/ BARANGAN CATEGORY / COMMODITIES	NILAI/VALUE (RM JUTA/ RM MILLION)								
	EKSPORT EXPORTS			EKSPORT DOMESTIK DOMESTIC EXPORTS			IMPORT IMPORTS		
	2024	2025	2026 (Jan.-Feb./ Jan.-Feb.)	2024	2025	2026 (Jan.-Feb./ Jan.-Feb.)	2024	2025	2026 (Jan.-Feb./ Jan.-Feb.)
JUMLAH AGROMAKANAN TOTAL OF AGROFOOD	47,242	55,978	8,846	45,905	48,477	7,509	93,724	92,722	14,662
BINATANG HIDUP¹ LIVE ANIMALS¹	1,094	1,223	175	1,094	1,048	175	262	421	49
LEMBU/KERBAU CATTLE/BUFFALO	1	1	0	1	1	0	109	258	30
KAMBING/BEBIRI GOATS/SHEEP	-	-	-	-	-	-	22	49	3
BABI SWINE	197	196	33	197	163	33	20	3	1
AYAM/ITIK LIVE POULTRY	896	1,026	142	895	884	142	112	110	15
AYAM TURKI TURKEY	-	-	-	-	-	-	-	-	-
DAGING DAN SEDIAAN DAGING MEAT AND MEAT PREPARATIONS	820	842	114	808	739	102	7,673	8,420	1,583
LEMBU/KERBAU BEEF	188	196	36	182	165	31	3,665	3,902	830
KAMBING/BEBIRI MUTTON	3	0	2	1	0	0	955	1,166	229
BABI PORK	24	24	4	24	20	4	1,030	1,148	172
AYAM/ITIK POULTRY MEAT	563	556	65	558	496	60	1,999	2,172	347
DAGING AYAM TURKI TURKEY MEATS	0	0	0	0	0	0	0	0	1
LAIN - LAIN OTHERS	42	66	8	42	58	8	24	32	5
HASIL TENUSU DAIRY PRODUCTS	1,306	1,429	235	1,277	1,222	206	5,755	6,242	1,022
SUSU SEGAR FRESH MILK	89	116	21	89	95	21	227	199	32
LAIN-LAIN SUSU, KRIM DAN PRODUK SUSU OTHER MILK, CREAM AND MILK PRODUCTS	1,066	1,145	185	1,044	982	163	4,010	4,197	676
MENTEGA/LAIN-LAIN MINYAK DAN LEMAK DARI TENUSU BUTTER/OTHER FATS AND OILS DERIVED FROM MILK	101	109	19	96	96	14	661	910	157
KEJU DAN DADIH CHEESE AND CURD	51	58	10	48	50	8	858	936	158
TELUR UNGGAS POULTRY EGGS	585	643	92	585	552	92	42	32	4
TELUR UNGGAS POULTRY EGGS	585	643	92	585	552	92	42	32	4
IKAN, KRUSTASEA, MOLUSKA DAN SEDIAAN² FISH, CRUSTACEANS, MOLLUSCS AND PREPARATION²	3,768	4,377	575	3,757	3,813	563	6,017	6,333	1,115
IKAN HIDUP FISH; ALIVE	25	28	4	25	23	4	14	28	9
IKAN SEGAR, DISEJUKKAN DAN DIBEKUKAN FISH; FRESH, CHILLED AND FROZEN	777	982	111	775	873	109	2,927	3,009	520
IKAN KERING, ASIN DAN ASAP FISH; DRIED, SALTED OR IN BRINE, SMOKED	39	51	8	39	43	8	186	186	31
KRUSTASEA DAN MOLUSKA CRUSTACEANS AND MOLLUSCS	1,645	2,021	274	1,643	1,749	272	1,823	2,193	386
SEDIAAN IKAN, KRUSTASEA DAN MOLUSKA FISH, CRUSTACEANS AND MOLLUSCS; PREPARED	986	1,093	156	978	944	149	847	778	160
LAIN-LAIN PRODUK IKAN, KRUSTASIA DAN MOLUSKA OTHER FISH, CRUSTACEANS AND MOLLUSCS PRODUCTS	297	201	21	297	180	21	221	138	9

JADUAL 7 : PERDAGANGAN AGROMAKANAN MENGIKUT KOMODITI TERPILIH
TABLE 7 : TRADE IN AGROFOOD BY SELECTED COMMODITIES

KUMPULAN/ BARANGAN CATEGORY / COMMODITIES	NILAI/VALUE (RM. JUTA/ RM MILLION)								
	EKSPORT EXPORTS			EKSPORT DOMESTIK DOMESTIC EXPORTS			IMPORT IMPORTS		
	2024	2025	2026 (Jan.-Feb./ Jan.-Feb.)	2024	2025	2026 (Jan.-Feb./ Jan.-Feb.)	2024	2025	2026 (Jan.-Feb./ Jan.-Feb.)
BIJIRIN DAN SEDIAAN BIJIRIN CEREALS AND CEREAL PREPARATIONS	5,323	5,831	875	5,272	5,008	823	12,877	11,706	1,945
BERAS RICE	44	0	43	0	0	0	5,021	3,323	456
TEPUNG BERAS RICE FLOUR	0	0	0	0	0	0	38	42	6
GANDUM DAN MESLIN WHEAT (INCLUDING SPELT) AND MESLIN	2	2	0	2	1	0	2,430	2,365	426
TEPUNG GANDUM DAN TEPUNG MESLIN WHEAT FLOUR AND MESLIN FLOUR	150	161	21	150	139	21	254	194	29
MALT MALT	24	21	2	23	20	1	200	165	29
BISKUT BISCUITS	353	498	84	352	415	83	340	342	66
KELUARAN ROTI BAKERS' WARES	1,688	1,739	240	1,686	1,501	238	322	348	61
BIJIRIN BERSALUT KOKO CEREAL COATED WITH CHOCOLATE	207	216	32	207	184	32	97	108	17
BIJIRIN JAGUNG GULUNG ATAU SERPIHAN ROLL OR FLAKE GRAINS OF MAIZE	18	15	2	18	13	2	2,852	3,500	628
LAIN-LAIN BIJIRIN JAGUNG OTHER WORKED GRAINS OF MAIZE	8	4	1	7	3	1	6	2	2
LAIN - LAIN OTHERS	2,831	3,176	449	2,827	2,731	445	1,316	1,319	226
SAYUR - SAYURAN VEGETABLES	1,575	1,944	298	1,565	1,656	288	8,220	7,034	1,250
SAYUR-SAYURAN TROPIKA TROPICAL VEGETABLES	666	753	105	665	649	105	1,757	1,721	320
BAYAM SPINACH	24	32	4	24	28	4	17	17	3
CENDAWAN MUSHROOMS	77	108	16	76	93	16	331	329	58
CILI CHILLIES	37	46	6	37	40	6	296	388	79
HALIA GINGER	12	15	3	12	11	3	277	219	39
JAGUNG MANIS SWEET CORN	49	66	9	49	57	9	61	55	9
KACANG BENDI LADY'S FINGERS	10	12	2	10	11	2	1	1	0
KACANG BUNCIS FRENCH BEANS	20	21	3	20	18	3	4	5	1
KACANG PANJANG LONG BEANS	18	19	3	18	16	3	2	2	0
KOBIS CABBAGES	13	17	3	13	14	3	299	268	51
SALAD LETTUCE	95	115	15	95	100	15	26	30	6
SAWI BRASSICA	3	4	0	3	3	0	13	10	2
SAYURAN CAMPURAN MIXTURES OF VEGETABLES	94	62	7	94	55	7	177	178	30
TERUNG AUBERGINES (EGG-PLANTS)	30	30	4	30	26	4	5	5	1
TIMUN CUCUMBER	50	58	9	50	50	9	13	14	3
TOMATO TOMATOES	130	140	19	130	120	19	137	108	18
UBI KAYU CASSAVA	2	2	0	2	2	0	34	22	11
UBI KELEDEK SWEET POTATO	3	5	1	3	5	1	63	69	11

JADUAL 7 : PERDAGANGAN AGROMAKANAN MENGIKUT KOMODITI TERPILIH
TABLE 7 : TRADE IN AGROFOOD BY SELECTED COMMODITIES

KUMPULAN/ BARANGAN CATEGORY / COMMODITIES	NILAI/VALUE (RM JUTA/ RM MILLION)								
	EKSPORT EXPORTS			EKSPORT DOMESTIK DOMESTIC EXPORTS			IMPORT IMPORTS		
	2024	2025	2026 (Jan.-Feb./ Jan.-Feb.)	2024	2025	2026 (Jan.-Feb./ Jan.-Feb.)	2024	2025	2026 (Jan.-Feb./ Jan.-Feb.)
SAYUR-SAYURAN TEMPERATE TEMPERATE VEGETABLES	909	1,191	193	900	1,008	183	6,463	5,314	929
BAWANG ONIONS AND SHALLOTS	81	122	25	77	101	21	1,483	950	169
BAWANG PUTIH GARLIC	201	282	63	198	221	60	1,434	1,114	210
BUNGA KOBIS/BROKOLI CAULIFLOWERS/HEADED BROCCOLI	15	18	3	15	15	3	382	345	57
KEKACANG SHELLED BEANS	57	62	8	55	55	6	519	482	80
LOBAK MERAH CARROTS AND TURNIPS	16	24	3	15	21	3	237	209	42
UBI KENTANG POTATOES	147	268	37	146	231	37	1,729	1,590	253
LAIN - LAIN OTHERS	393	416	54	393	363	53	679	624	117
BUAH-BUAHAN FRUITS	2,259	2,790	551	2,237	2,269	529	5,733	6,119	1,231
BUAH-BUAHAN TROPIKA TROPICAL FRUITS	2,119	2,612	505	2,116	2,119	501	1,969	2,168	299
PISANG BANANAS	34	37	5	34	32	5	74	73	12
NANAS PINEAPPLES	27	28	3	27	25	3	14	19	2
KELAPA COCONUT	73	101	9	71	93	8	409	527	52
TEMBIKAI WATERMELONS AND MELONS	88	95	12	88	83	12	63	66	6
BETIK PAPAYAS	24	27	4	24	23	4	2	1	0
JAMBU BATU GUAVAS	12	15	2	12	13	2	6	9	2
MANGGA MANGOES	38	36	3	38	33	3	93	158	22
MANGGIS MANGOSTEENS	9	35	9	9	34	9	8	13	2
RAMBUTAN RAMBUTAN	3	4	1	3	3	1	3	4	0
DURIAN DURIAN	183	337	58	183	279	58	30	34	2
BELIMBING STAR FRUITS	22	23	2	22	21	2	0	0	-
NANGKA DAN CEMPEDAK JACK FRUIT	22	26	3	22	23	3	1	0	0
LANGSAT LANGSAT	0	0	0	0	0	0	4	2	0
MATA KUCING (TERMASUK LONGAN) MATA KUCING (INCLUDING LONGAN)	1	1	0	1	1	0	62	65	4
CIKU CIKUS	1	1	0	1	1	0	1	1	0
AVOCADO AVOCADOS	2	5	1	2	4	1	75	91	13
NAGA/PITAYA DRAGON FRUIT	15	17	2	15	15	2	16	20	3
ASAM JAWA TAMARIND	3	3	0	3	3	0	36	46	5
BUAH-BUAHAN DIAWET DAN SEDIAAN FRUIT PRESERVED AND PREPARATIONS	1,438	1,684	380	1,436	1,306	378	786	731	125
JUS BUAH-BUAHAN DAN SAYUR-SAYURAN FRUIT AND VEGETABLE JUICES	122	135	11	122	125	10	226	249	40
BUAH-BUAHAN TROPIKA LAIN OTHER TROPICAL FRUITS	4	4	0	4	4	0	62	59	7

JADUAL 7 : PERDAGANGAN AGROMAKANAN MENGIKUT KOMODITI TERPILIH
TABLE 7 : TRADE IN AGROFOOD BY SELECTED COMMODITIES

KUMPULAN/ BARANGAN CATEGORY / COMMODITIES	NILAI/VALUE (RM. JUTA/ RM MILLION)								
	EKSPORT EXPORTS			EKSPORT DOMESTIK DOMESTIC EXPORTS			IMPORT IMPORTS		
	2024	2025	2026 (Jan.-Feb./ Jan.-Feb.)	2024	2025	2026 (Jan.-Feb./ Jan.-Feb.)	2024	2025	2026 (Jan.-Feb./ Jan.-Feb.)
BUAH-BUAHAN TEMPERATE TEMPERATE FRUITS	139	178	47	121	149	28	3,765	3,951	932
EPAL APPLES	12	25	3	12	22	3	575	604	75
OREN ORANGES	8	13	1	8	12	1	450	436	55
LIMAU MANDARIN MANDARINS (INCLUDING TANGERINES AND SATSUMAS)	13	14	2	12	12	2	432	398	307
PIR PEARS AND QUINCES	3	7	1	3	6	1	178	164	26
ANGGUR GRAPES	9	20	3	9	17	2	593	506	69
KURMA DATES	15	19	8	14	12	7	260	292	108
KACANG NUTS	23	6	17	7	5	1	556	731	150
LAIN - LAIN OTHERS	57	75	12	56	63	12	720	822	144
GULA, SEDIAAN GULA DAN MADU SUGARS, SUGAR PREPARATIONS AND HONEY	1,542	1,922	184	1,529	1,750	172	7,539	5,427	716
GULA TEBU DAN GULA UBI CANE OR BEET SUGAR	700	401	14	699	388	13	6,212	4,030	501
MADU NATURAL HONEY	8	8	1	8	8	1	55	52	9
LAKTOS LACTOSE	0	0	0	0	0	0	30	28	4
MOLASS MOLASSES	16	15	1	16	15	1	88	43	9
GLUKOS/FRUKTOS/MALTOS GLUCOSE/FRUCTOSE/MALTOSE	13	136	1	13	135	1	367	483	59
SEDIAAN GULA SUGAR CONFECTIONERY	23	12	1	23	11	1	91	77	19
LAIN - LAIN OTHERS	780	1,350	167	769	1,193	156	696	713	116
KOPI, KOKO, TEH, REMPAH DAN KELUARAN COFFEE, COCOA, TEA, SPICES AND MANUFACTURES	13,210	16,468	2,987	12,309	14,381	2,086	22,161	24,868	3,262
KOPI DAN PENGGANTINYA COFFEE AND COFFEE SUBSTITUTES	3,044	3,910	556	3,036	3,362	547	2,930	3,701	532
TEH TEA	145	138	22	144	118	20	511	473	88
KOKO COCOA	7,766	10,063	2,062	6,934	8,833	1,230	16,530	18,517	2,296
COKLAT DAN SEDIAAN KOKO CHOCOLATE AND PREPARATIONS CONTAINING COCOA	1,792	1,868	288	1,735	1,638	231	920	1,043	158
KETUMBAR SEEDS OF CORIANDER	5	7	1	5	5	1	92	91	14
JINTAN SEEDS OF CUMIN	4	4	0	4	4	0	86	59	10
LADA (HITAM, PUTIH DAN HIJAU) PEPPER (BLACK, WHITE AND GREEN)	184	201	22	184	179	21	99	129	22
CILI KERING FRUITS OF THE GENUS CAPSICUM OR GENUS PIMENTA; DRIED	23	20	3	22	18	2	622	490	80
KUNYIT TUMERIC	4	5	1	4	5	1	91	81	15
LAIN - LAIN OTHERS	240	252	33	240	219	33	280	283	47
BAHAN MAKANAN UNTUK TERNAKAN FEEDING STUFF FOR ANIMALS	3,178	3,714	501	3,162	3,229	485	8,333	6,530	892
JAGUNG (TIDAK TERMASUK JAGUNG MANIS) MAIZE (NOT INCLUDING SWEET CORN)	5	5	0	5	5	0	1,919	1,120	36
HAMPAS KACANG SOYA OIL-CAKE AND OTHER SOLID RESIDUES FROM EXTRACTION OF SOYABEAN OIL	164	185	24	163	161	23	3,078	2,285	319

JADUAL 7 : PERDAGANGAN AGROMAKANAN MENGIKUT KOMODITI TERPILIH

TABLE 7 : TRADE IN AGROFOOD BY SELECTED COMMODITIES

KUMPULAN/ BARANGAN CATEGORY / COMMODITIES	NILAI/VALUE (RM. JUTA/ RM MILLION)								
	EKSPORT EXPORTS			EKSPORT DOMESTIK DOMESTIC EXPORTS			IMPORT IMPORTS		
	2024	2025	2026 (Jan.-Feb./ Jan.-Feb.)	2024	2025	2026 (Jan.-Feb./ Jan.-Feb.)	2024	2025	2026 (Jan.-Feb./ Jan.-Feb.)
HAMPAS GANDUM BRAN AND POLLARD OF WHEAT	15	17	4	15	13	4	125	110	16
HAMPAS KACANG TANAH OIL-CAKE AND OTHER SOLID RESIDUES FROM EXTRACTION OF GROUND-NUTS OIL	-	-	-	-	-	-	-	-	-
HAMPAS RAPESEED OIL-CAKE AND OTHER SOLID RESIDUES OF RAPESEED	0	8	2	0	6	2	12	5	1
HAMPAS KELAPA DAN KOPRA OIL-CAKE AND OTHER SOLID RESIDUES OF COCONUT OR COPRA	0	2	1	0	1	1	0	0	0
HAMPAS BERAS BRAN AND RESIDUES OF RICE	-	-	-	-	-	-	-	-	-
HAMPAS DAGING MEAT OFFAL; GREAVES	14	13	2	13	11	1	564	451	76
HAMPAS KANJI RESIDUES OF STARCH MANUFACTURE AND SIMILAR RESIDUES	-	-	-	-	-	-	-	-	-
HAMPAS ISIRUNG KELAPA SAWIT PALM KERNEL CAKE	1,430	1,540	227	1,430	1,313	227	147	24	7
MAKANAN SEDIAAN LAIN (TERNAKAN) OTHER PREPARED FOODS (LIVESTOCK)	68	75	13	67	63	12	397	341	92
MAKANAN SEDIAAN LAIN (BUKAN TERNAKAN) OTHER PREPARED FOODS (NON-LIVESTOCK)	1,482	1,868	228	1,469	1,653	215	2,089	2,194	346
KELUARAN DAN SEDIAAN MAKANAN LAIN MISCELLANEOUS EDIBLE PRODUCTS AND PREPARATIONS	12,582	14,797	2,258	12,312	12,809	1,988	9,112	9,589	1,593
MARJERIN DAN LELEMAK MARGARINE AND SHORTENING	2,626	3,356	560	2,530	2,891	465	288	549	136
RUMUSAN SUSU BAYI PREPARATIONS FOR INFANTS' FEEDING	-	-	-	-	-	-	-	-	-
MAKANAN BAYI INFANTS' FOOD	228	214	21	227	193	21	205	214	38
SOS SAUCES	1,024	1,136	148	1,023	990	147	809	821	129
SUP SOUP	91	101	15	91	86	15	22	28	4
MI/MIHUN/PASTA NOODLES/VERMICELLI/PASTA	27	39	7	27	33	7	235	231	43
MAKANAN TAMBAHAN FOOD SUPPLEMENTS	442	511	57	441	455	57	1,394	1,294	192
YIS YEASTS	26	24	3	26	22	3	109	93	16
SUSU ISIAN FILLED MILK	1,731	2,776	437	1,647	2,424	353	249	233	41
SARANG BURUNG BIRDS' NESTS	977	999	188	977	811	188	2	9	-
LAIN - LAIN OTHERS	5,411	5,639	822	5,324	4,904	734	5,798	6,118	993

Nota/Notes :

¹ Binatang Ternakan/Livestock

² Tidak Termasuk Ikan Hiasan/Excluding Ornamental Fish

JADUAL 8 : PERDAGANGAN AGROMAKANAN MENGIKUT NEGARA ASAL & YANG DITUJU
TABLE 8 : TRADE IN AGROFOOD BY COUNTRY OF ORIGIN & DESTINATION


NEGARA ASAL/ YANG DITUJU COUNTRY OF ORIGIN / DESTINATION	NILAI/VALUE (RM JUTA/ RM MILLION)								
	EKSPORT EXPORTS			EKSPORT DOMESTIK DOMESTIC EXPORTS			IMPORT IMPORTS		
	2024	2025	2026 (Jan.-Feb./ Jan.-Feb.)	2024	2025	2026 (Jan.-Feb./ Jan.-Feb.)	2024	2025	2026 (Jan.-Feb./ Jan.-Feb.)
JUMLAH AGROMAKANAN TOTAL OF AGROFOOD	54,532	58,873	8,846	45,905	48,477	7,509 #	93,724	92,722	14,662
SINGAPORE, REPUBLIC OF	11,250	11,646	1,726	8,122	8,235	1,374	2,998	2,968	480
CHINA, PEOPLE'S REPUBLIC OF	5,780	6,396	1,197	5,381	5,535	1,021	11,384	10,917	2,262
UNITED STATES OF AMERICA	3,030	4,689	715	2,435	3,277	567	3,098	3,170	519
THAILAND	3,211	3,444	555	3,083	3,257	530	7,663	7,250	1,262
INDONESIA, REPUBLIC OF	3,596	3,605	515	2,551	2,715	422	6,015	6,298	973
JAPAN	2,576	2,832	392	2,089	2,308	313	696	912	123
AUSTRALIA	2,044	2,297	359	1,767	1,994	296	4,369	4,909	813
PHILIPPINES	2,374	2,310	301	2,112	1,978	261	468	513	80
VIETNAM, SOCIALIST REP. OF	1,531	1,522	250	1,454	1,377	221	4,493	4,142	648
KOREA, REPUBLIC OF	1,343	1,225	170	1,329	1,209	169	674	680	106
TURKIYE	598	947	162	547	925	155	560	412	77
UNITED ARAB EMIRATES	1,015	950	152	864	759	125	109	105	18
NEW ZEALAND	876	763	142	846	703	125	3,495	3,513	647
RUSSIAN FEDERATION	610	894	126	495	687	94	54	23	1
HONG KONG	1,205	1,011	125	1,198	993	121	114	135	21
BRUNEI DARUSSALAM	709	715	119	601	597	101	8	11	0
TAIWAN	897	858	111	860	820	106	412	363	56
CANADA	690	949	111	607	695	89	796	759	120
SAUDI ARABIA	792	806	96	735	715	79	100	126	18
BRAZIL	449	432	84	444	432	84	6,401	4,780	706
PAKISTAN	527	499	71	508	486	66	1,622	884	63
CAMBODIA	132	196	68	131	194	67	249	239	71
MYANMAR, UNION OF	179	328	62	178	285	61	421	278	51
MEXICO	453	505	61	439	495	61	44	57	14
BANGLADESH	311	387	56	258	264	28	104	159	28
UNITED KINGDOM	356	401	56	350	398	54	224	230	25
PERU	219	260	55	217	259	55	984	763	73
FRANCE	416	236	53	356	235	53	421	495	81
ESTONIA	650	453	48	345	270	7	6	2	1
EGYPT	217	319	48	125	221	33	266	249	58
INDIA	383	365	46	355	327	42	6,450	6,605	1,214
SENEGAL	361	293	41	110	167	31	0	0	-
SOUTH AFRICA, REPUBLIC OF	184	213	33	156	172	26	1,144	746	60
SRI LANKA, REPUBLIC OF	173	201	33	163	190	31	73	70	10
GHANA	112	197	30	111	193	30	426	984	65
MALDIVES	138	142	27	136	140	26	3	4	0
UZBEKISTAN	115	182	26	114	143	18	1	1	0
PAPUA NEW GUINEA	122	137	23	107	135	23	789	939	81
ITALY	182	224	22	172	223	22	376	420	65
CHILE	86	119	22	84	119	22	143	266	27
DEMOCRATIC REPUBLIC OF THE CONGO	46	71	22	46	71	21	444	967	19
NIGERIA	273	308	20	114	125	10	3,029	1,396	123
QATAR	168	148	20	157	137	18	0	0	0
KUWAIT	161	177	20	155	172	17	0	0	0
SOMALIA	129	107	19	129	107	19	1	2	-
IRAQ	147	175	18	145	174	18	0	0	0
MAURITIUS	150	143	18	149	142	17	0	0	0
CAMEROON	97	85	17	91	85	17	801	856	57
NETHERLANDS	482	306	17	342	263	9	1,116	1,117	159
JORDAN	60	98	16	60	94	13	12	17	5
GERMANY, FEDERAL REPUBLIC OF	154	175	15	153	173	15	854	794	126
BENIN	59	176	14	59	176	13	0	0	-
ALGERIA	124	184	13	121	173	13	9	15	7
KAZAKHSTAN	172	161	13	172	160	13	0	0	0
OMAN	127	120	12	121	117	12	184	165	45
MADAGASCAR	62	59	12	59	57	12	121	50	7
BOLIVIA	98	78	12	98	78	12	1	5	0
BELGIUM	48	88	12	18	28	4	413	412	61
FIJI	66	78	11	66	78	11	1	0	-
LEBANON	45	74	10	44	74	10	11	7	1
TURKMENISTAN	52	55	8	51	54	8	-	-	-
YEMEN, REPUBLIC OF	53	65	8	41	65	8	168	145	34
MOZAMBIQUE	51	47	7	51	47	7	5	3	0
IRAN, ISLAMIC REP. OF	84	54	7	53	27	3	108	126	53
TOGO	135	152	7	128	152	7	134	153	-
COTE D'IVOIRE	47	75	7	29	61	6	2,787	3,621	475
MOROCCO	40	54	7	39	46	7	33	20	4
SPAIN	55	105	7	52	52	5	573	604	85
ANGOLA	93	33	7	73	19	5	20	11	-
EQUATORIAL GUINEA	19	31	6	19	31	6	-	-	-
SIERRA LEONE	64	97	6	63	96	6	1	3	10
CONGO	33	57	6	30	53	6	74	152	101
TRINIDAD AND TOBAGO	48	48	5	48	48	5	5	1	0
BAHRAIN	53	55	5	53	54	5	11	16	1
PANAMA	20	20	5	19	19	5	0	2	2
POLAND	42	27	5	34	26	5	259	296	54
KENYA	41	28	5	41	27	4	34	34	13
GABON	24	57	5	24	57	5	0	-	-
LAIN-LAIN NEGARA/ OTHER COUNTRIES	1,018	1,051	132	820	932	121	14,855	16,355	2,301

Muka surat ini sengaja dibiarkan kosong.
This page is deliberately left blank.



**PERDAGANGAN LUAR
NEGERI AGROMAKANAN DAN
HASIL PERTANIAN TERPILIH
MENGIKUT NEGARA
TERPILIH**

***EXTERNAL TRADE FOR
AGROFOOD AND SELECTED
AGRICULTURAL PRODUCTS BY
SELECTED COUNTRIES***



Muka surat ini sengaja dibiarkan kosong.
This page is deliberately left blank.

**JADUAL 9: PERDAGANGAN LUAR NEGERI BAGI AGROMAKANAN DAN HASIL
PERTANIAN TERPILIH MENGIKUT NEGARA - ITALI**
TABLE 9: EXTERNAL TRADE FOR AGROFOOD AND SELECTED
AGRICULTURAL PRODUCTS BY COUNTRIES - ITALY

KATEGORI CATEGORY	RM JUTA/MILLION					
	2023			2024		
	EKSPORT EXPORTS	EKSPORT DOMESTIK DOMESTIC EXPORTS	IMPORT IMPORTS	EKSPORT EXPORTS	EKSPORT DOMESTIK DOMESTIC EXPORTS	IMPORT IMPORTS
JUMLAH AGROMAKANAN DAN HASIL PERTANIAN TERPILIH TOTAL OF AGROFOOD AND SELECTED AGRICULTURAL PRODUCTS	1,732	1,689	695	1,588	1,545	815
JUMLAH AGROMAKANAN TOTAL OF AGROFOOD	88	87	334	182	172	376
TERNAKAN LIVESTOCK	-	-	29	0	0	25
BINATANG HIDUP ¹ LIVE ANIMALS ¹	-	-	-	-	-	-
DAGING DAN SEDIAAN DAGING MEAT AND MEAT PREPARATIONS	-	-	1	0	0	1
HASIL TENUSU DAIRY PRODUCTS	-	-	10	-	-	13
TELUR UNGGAS POULTRY EGGS	-	-	18	-	-	11
PERIKANAN FISHERIES	7	7	1	10	10	1
IKAN, KRUSTASEA, MOLUSKA DAN SEDIAAN ² FISH, CRUSTACEANS, MOLLUSCS AND PREPARATIONS ²	7	7	1	10	10	1
TANAMAN FOOD CROPS	49	47	212	106	106	228
BIJIRIN DAN SEDIAAN BIJIRIN CEREALS AND CEREAL PREPARATIONS	24	24	71	29	28	76
SAYUR-SAYURAN VEGETABLES	0	0	31	-	-	32
BUAH-BUAHAN FRUITS	1	1	39	1	1	30
GULA, SEDIAAN GULA DAN MADU SUGARS, SUGAR PREPARATIONS AND HONEY	0	0	4	1	1	4
KOPI, KOKO, TEH, REMPAH DAN KELUARAN COFFEE, COCOA, TEA, SPICES AND MANUFACTURES	22	22	68	76	76	85
LAIN-LAIN OTHERS	33	33	92	66	56	122
BAHAN MAKANAN UNTUK TERNAKAN FEEDING STUFF FOR ANIMALS	31	31	25	63	54	28
KELUARAN DAN SEDIAAN MAKANAN LAIN MISCELLANEOUS EDIBLE PRODUCTS AND PREPARATIONS	2	2	66	3	3	94
JUMLAH KEPERLUAN PERTANIAN TOTAL OF AGRICULTURAL INPUTS	0	0	105	0	0	123
BAJA FERTILIZERS	0	0	12	-	-	44
UBAT-UBATAN VETERINAR VETERINARY MEDICAMENTS	0	0	23	-	-	21
UBAT PEMBUNUH KUMAN, UBAT SERANGGA DSB. DISINFECTANTS, INSECTICIDES, FUNGICIDES, WEED KILLERS AND ANTI-SPROUTING PRODUCTS, ETC.	-	-	10	-	-	14
JENTERA PERTANIAN (TERMASUK TRAKTOR) DAN ALAT GANTI AGRICULTURAL MACHINERY (INCLUDING TRACTORS) AND PARTS	0	0	59	0	0	43

**JADUAL 9: PERDAGANGAN LUAR NEGERI BAGI AGROMAKANAN DAN HASIL
PERTANIAN TERPILIH MENGIKUT NEGARA - ITALI**
TABLE 9: EXTERNAL TRADE FOR AGROFOOD AND SELECTED
AGRICULTURAL PRODUCTS BY COUNTRIES - ITALY

KATEGORI CATEGORY	RM JUTA/MILLION					
	2023			2024		
	EKSPORT EXPORTS	EKSPORT DOMESTIK DOMESTIC EXPORTS	IMPORT	EKSPORT EXPORTS	EKSPORT DOMESTIK DOMESTIC EXPORTS	IMPORT
JUMLAH KELUARAN PERTANIAN LAIN TOTAL OF OTHER AGRICULTURAL PRODUCTS	1,644	1,602	257	1,406	1,373	316
BINATANG HIDUP (BUKAN BINATANG TERNAKAN) LIVE ANIMALS (NON LIVESTOCK)	-	-	0	0	0	0
IKAN HIASAN ORNAMENTAL FISH	0	0	-	0	0	-
RUMPAI LAUT SEAWEED	0	0	1	-	-	1
LAIN-LAIN PRODUK IKAN OTHER FISH PRODUCTS	-	-	0	-	-	-
MINUMAN DAN TEMBAKAU BEVERAGES AND TOBACCO	1	0	48	1	0	41
MINYAK KELAPA SAWIT PALM OIL	1,016	1,016	-	965	965	-
MINYAK ISIRUNG KELAPA SAWIT PALM KERNEL OIL	52	52	-	38	38	-
BUNGA-BUNGAAN FLORICULTURE	-	-	0	-	-	0
BAHAN TANAMAN UNTUK PEMBIAKAN SEEDS AND BUDS FOR SOWING	-	-	0	-	-	0
LEMAK HAIWAN DAN SAYURAN/LAIN-LAIN BIJI-BIJI MINYAK ANIMAL AND VEGETABLE FATS/OTHER OIL SEEDS	385	385	31	248	248	38
GETAH ASLI DAN SUSU GETAH NATURAL RUBBER AND NATURAL GUMS IN PRIMARY FORMS	47	19	-	36	13	-
KULIT DAN BULU BINATANG HIDES AND SKIN	4	4	77	3	3	77
GENTIAN ASLI NATURAL FIBRES	83	83	2	77	76	1
HASIL PERHUTANAN FORESTRY PRODUCTS	56	41	97	38	28	157

Nota/Notes:

¹ Binatang Ternakan/Livestock

² Tidak Termasuk Ikan Hiasan/Excluding Ornamental Fish

**JADUAL 9: PERDAGANGAN LUAR NEGERI BAGI AGROMAKANAN DAN HASIL
PERTANIAN TERPILIH MENGIKUT NEGARA - ITALI**
TABLE 9: EXTERNAL TRADE FOR AGROFOOD AND SELECTED
AGRICULTURAL PRODUCTS BY COUNTRIES - ITALY

KATEGORI CATEGORY	RM JUTA/MILLION					
	2025			2026 (Jan.-Feb./Jan.-Feb.)		
	EKSPORT EXPORTS	EKSPORT DOMESTIK DOMESTIC EXPORTS	IMPORT IMPORTS	EKSPORT EXPORTS	EKSPORT DOMESTIK DOMESTIC EXPORTS	IMPORT IMPORTS
JUMLAH AGROMAKANAN DAN HASIL PERTANIAN TERPILIH TOTAL OF AGROFOOD AND SELECTED AGRICULTURAL PRODUCTS	1,812	1,740	795	184	172	120
JUMLAH AGROMAKANAN TOTAL OF AGROFOOD	224	223	420	22	22	65
TERNAKAN LIVESTOCK	0	0	46	0	0	3
BINATANG HIDUP ¹ LIVE ANIMALS ¹	-	-	-	-	-	-
DAGING DAN SEDIAAN DAGING MEAT AND MEAT PREPARATIONS	0	0	3	0	0	0
HASIL TENUSU DAIRY PRODUCTS	-	-	34	-	-	1
TELUR UNGGAS POULTRY EGGS	-	-	9	-	-	1
PERIKANAN FISHERIES	5	5	1	1	1	0
IKAN, KRUSTASEA, MOLUSKA DAN SEDIAAN ² FISH, CRUSTACEANS, MOLLUSCS AND PREPARATIONS ²	5	5	1	1	1	0
TANAMAN FOOD CROPS	71	71	248	7	7	43
BIJIRIN DAN SEDIAAN BIJIRIN CEREALS AND CEREAL PREPARATIONS	28	28	87	5	5	13
SAYUR-SAYURAN VEGETABLES	-	-	30	-	-	9
BUAH-BUAHAN FRUITS	0	0	43	0	0	7
GULA, SEDIAAN GULA DAN MADU SUGARS, SUGAR PREPARATIONS AND HONEY	1	1	4	0	0	0
KOPI, KOKO, TEH, REMPAH DAN KELUARAN COFFEE, COCOA, TEA, SPICES AND MANUFACTURES	42	42	83	2	2	13
LAIN-LAIN OTHERS	148	147	125	14	14	19
BAHAN MAKANAN UNTUK TERNAKAN FEEDING STUFF FOR ANIMALS	145	145	21	14	14	2
KELUARAN DAN SEDIAAN MAKANAN LAIN MISCELLANEOUS EDIBLE PRODUCTS AND PREPARATIONS	3	3	104	1	1	17
JUMLAH KEPERLUAN PERTANIAN TOTAL OF AGRICULTURAL INPUTS	1	1	126	0	0	23
BAJA FERTILIZERS	1	1	24	-	-	11
UBAT-UBATAN VETERINAR VETERINARY MEDICAMENTS	-	-	39	-	-	5
UBAT PEMBUNUH KUMAN, UBAT SERANGGA DSB. DISINFECTANTS, INSECTICIDES, FUNGICIDES, WEED KILLERS AND ANTI-SPROUTING PRODUCTS, ETC.	-	-	13	0	0	4
JENTERA PERTANIAN (TERMASUK TRAKTOR) DAN ALAT GANTI AGRICULTURAL MACHINERY (INCLUDING TRACTORS) AND PARTS	0	0	49	-	-	4

**JADUAL 9: PERDAGANGAN LUAR NEGERI BAGI AGROMAKANAN DAN HASIL
PERTANIAN TERPILIH MENGIKUT NEGARA - ITALI**
TABLE 9: EXTERNAL TRADE FOR AGROFOOD AND SELECTED
AGRICULTURAL PRODUCTS BY COUNTRIES - ITALY

KATEGORI CATEGORY	RM JUTA/MILLION					
	2025			2026 (Jan.-Feb./Jan.-Feb.)		
	EKSPORT EXPORTS	EKSPORT DOMESTIK DOMESTIC EXPORTS	IMPORT IMPORTS	EKSPORT EXPORTS	EKSPORT DOMESTIK DOMESTIC EXPORTS	IMPORT IMPORTS
JUMLAH KELUARAN PERTANIAN LAIN TOTAL OF OTHER AGRICULTURAL PRODUCTS	1,587	1,516	250	161	149	32
BINATANG HIDUP (BUKAN BINATANG TERNAKAN) LIVE ANIMALS (NON LIVESTOCK)	0	0	0	-	-	0
IKAN HIASAN ORNAMENTAL FISH	0	0	-	0	0	-
RUMPAI LAUT SEAWEED	-	-	1	-	-	0
LAIN-LAIN PRODUK IKAN OTHER FISH PRODUCTS	-	-	0	-	-	-
MINUMAN DAN TEMBAKAU BEVERAGES AND TOBACCO	1	0	37	0	0	6
MINYAK KELAPA SAWIT PALM OIL	901	901	-	122	122	-
MINYAK ISIRUNG KELAPA SAWIT PALM KERNEL OIL	38	35	-	-	-	-
BUNGA-BUNGAAN FLORICULTURE	-	-	0	-	-	-
BAHAN TANAMAN UNTUK PEMBIAKAN SEEDS AND BUDS FOR SOWING	-	-	0	-	-	0
LEMAK HAIWAN DAN SAYURAN/LAIN-LAIN BIJI-BIJI MINYAK ANIMAL AND VEGETABLE FATS/OTHER OIL SEEDS	464	464	36	3	3	6
GETAH ASLI DAN SUSU GETAH NATURAL RUBBER AND NATURAL GUMS IN PRIMARY FORMS	37	13	-	5	3	-
KULIT DAN BULU BINATANG HIDES AND SKIN	2	2	73	1	1	9
GENTIAN ASLI NATURAL FIBRES	67	67	1	13	13	0
HASIL PERHUTANAN FORESTRY PRODUCTS	78	34	101	17	7	11

Nota/Notes :

¹ Binatang Ternakan/Livestock

² Tidak Termasuk Ikan Hiasan/Excluding Ornamental Fish

JADUAL 10: PERDAGANGAN LUAR NEGERI BAGI AGROMAKANAN DAN HASIL PERTANIAN TERPILIH MENGIKUT NEGARA - EMIRIAH ARAB BERSATU
TABLE 10: EXTERNAL TRADE FOR AGROFOOD AND SELECTED AGRICULTURAL PRODUCTS BY COUNTRIES - UNITED ARAB EMIRATES

KATEGORI CATEGORY	RM JUTA/MILLION					
	2023			2024		
	EKSPORT EXPORTS	EKSPORT DOMESTIK DOMESTIC EXPORTS	IMPORT IMPORTS	EKSPORT EXPORTS	EKSPORT DOMESTIK DOMESTIC EXPORTS	IMPORT IMPORTS
JUMLAH AGROMAKANAN DAN HASIL PERTANIAN TERPILIH TOTAL OF AGROFOOD AND SELECTED AGRICULTURAL PRODUCTS	2,940	2,807	383	2,780	2,603	535
JUMLAH AGROMAKANAN TOTAL OF AGROFOOD	731	632	93	1,015	864	109
TERNAKAN LIVESTOCK	106	105	0	100	92	1
BINATANG HIDUP ¹ LIVE ANIMALS ¹	-	-	-	-	-	-
DAGING DAN SEDIAAN DAGING MEAT AND MEAT PREPARATIONS	72	72	0	52	52	1
HASIL TENUSU DAIRY PRODUCTS	35	33	0	48	40	0
TELUR UNGGAS POULTRY EGGS	0	0	-	-	-	-
PERIKANAN FISHERIES	16	16	13	16	14	19
IKAN, KRUSTASEA, MOLUSKA DAN SEDIAAN ² FISH, CRUSTACEANS, MOLLUSCS AND PREPARATIONS ²	16	16	13	16	14	19
TANAMAN FOOD CROPS	313	259	69	416	336	85
BIJIRIN DAN SEDIAAN BIJIRIN CEREALS AND CEREAL PREPARATIONS	70	69	10	70	69	15
SAYUR-SAYURAN VEGETABLES	16	11	18	15	13	8
BUAH-BUAHAN FRUITS	19	14	26	17	13	29
GULA, SEDIAAN GULA DAN MADU SUGARS, SUGAR PREPARATIONS AND HONEY	5	5	0	4	4	2
KOPI, KOKO, TEH, REMPAH DAN KELUARAN COFFEE, COCOA, TEA, SPICES AND MANUFACTURES	204	160	14	311	237	32
LAIN-LAIN OTHERS	295	251	12	483	421	4
BAHAN MAKANAN UNTUK TERNAKAN FEEDING STUFF FOR ANIMALS	7	6	-	15	15	0
KELUARAN DAN SEDIAAN MAKANAN LAIN MISCELLANEOUS EDIBLE PRODUCTS AND PREPARATIONS	288	245	12	468	406	3
JUMLAH KEPERLUAN PERTANIAN TOTAL OF AGRICULTURAL INPUTS	3	3	72	4	3	106
BAJA FERTILIZERS	0	-	69	0	0	104
UBAT-UBATAN VETERINAR VETERINARY MEDICAMENTS	0	0	0	0	0	0
UBAT PEMBUNUH KUMAN, UBAT SERANGGA DSB. DISINFECTANTS, INSECTICIDES, FUNGICIDES, WEED KILLERS AND ANTI-SPROUTING PRODUCTS, ETC.	1	1	2	2	2	-
JENTERA PERTANIAN (TERMASUK TRAKTOR) DAN ALAT GANTI AGRICULTURAL MACHINERY (INCLUDING TRACTORS) AND PARTS	1	1	2	2	1	2

**JADUAL 10: PERDAGANGAN LUAR NEGERI BAGI AGROMAKANAN DAN HASIL
PERTANIAN TERPILIH MENGIKUT NEGARA - EMIRIAH ARAB BERSATU**
*TABLE 10: EXTERNAL TRADE FOR AGROFOOD AND SELECTED
AGRICULTURAL PRODUCTS BY COUNTRIES - UNITED ARAB EMIRATES*

KATEGORI CATEGORY	RM JUTA/MILLION					
	2023			2024		
	EKSPORT EXPORTS	EKSPORT DOMESTIK DOMESTIC EXPORTS	IMPORT IMPORTS	EKSPORT EXPORTS	EKSPORT DOMESTIK DOMESTIC EXPORTS	IMPORT IMPORTS
JUMLAH KELUARAN PERTANIAN LAIN TOTAL OF OTHER AGRICULTURAL PRODUCTS	2,207	2,173	218	1,761	1,736	320
BINATANG HIDUP (BUKAN BINATANG TERNAKAN) LIVE ANIMALS (NON LIVESTOCK)	0	0	0	0	0	0
IKAN HIASAN ORNAMENTAL FISH	0	0	-	1	1	-
RUMPAI LAUT SEAWEED	0	0	0	0	0	0
LAIN-LAIN PRODUK IKAN OTHER FISH PRODUCTS	-	-	1	-	-	2
MINUMAN DAN TEMBAKAU BEVERAGES AND TOBACCO	50	31	19	62	54	4
MINYAK KELAPA SAWIT PALM OIL	1,309	1,309	-	720	720	-
MINYAK ISIRUNG KELAPA SAWIT PALM KERNEL OIL	59	59	-	73	72	-
BUNGA-BUNGAAN FLORICULTURE	2	2	-	2	2	0
BAHAN TANAMAN UNTUK PEMBIAKAN SEEDS AND BUDS FOR SOWING	2	2	0	1	1	0
LEMAK HAIWAN DAN SAYURAN/LAIN-LAIN BIJI-BIJI MINYAK ANIMAL AND VEGETABLE FATS/OTHER OIL SEEDS	119	119	192	144	142	311
GETAH ASLI DAN SUSU GETAH NATURAL RUBBER AND NATURAL GUMS IN PRIMARY FORMS	366	362	2	436	434	1
KULIT DAN BULU BINATANG HIDES AND SKIN	0	0	0	0	0	0
GENTIAN ASLI NATURAL FIBRES	0	0	0	0	0	0
HASIL PERHUTANAN FORESTRY PRODUCTS	299	289	4	323	310	2

Nota/Notes:

¹ Binatang Ternakan/Livestock

² Tidak Termasuk Ikan Hiasan/Excluding Ornamental Fish

**JADUAL 10: PERDAGANGAN LUAR NEGERI BAGI AGROMAKANAN DAN HASIL
PERTANIAN TERPILIH MENGIKUT NEGARA - EMIRIAH ARAB BERSATU**
TABLE 10: EXTERNAL TRADE FOR AGROFOOD AND SELECTED
AGRICULTURAL PRODUCTS BY COUNTRIES - UNITED ARAB EMIRATES

KATEGORI CATEGORY	RM JUTA/MILLION					
	2025			2026 (Jan.-Feb./Jan.-Feb.)		
	EKSPORT EXPORTS	EKSPORT DOMESTIK DOMESTIC EXPORTS	IMPORT IMPORTS	EKSPORT EXPORTS	EKSPORT DOMESTIK DOMESTIC EXPORTS	IMPORT IMPORTS
JUMLAH AGROMAKANAN DAN HASIL PERTANIAN TERPILIH TOTAL OF AGROFOOD AND SELECTED AGRICULTURAL PRODUCTS	2,973	2,733	509	687	651	50
JUMLAH AGROMAKANAN TOTAL OF AGROFOOD	950	759	105	152	125	18
TERNAKAN LIVESTOCK	104	101	2	13	13	-
BINATANG HIDUP ¹ LIVE ANIMALS ¹	-	-	-	-	-	-
DAGING DAN SEDIAAN DAGING MEAT AND MEAT PREPARATIONS	65	65	2	7	7	-
HASIL TENUSU DAIRY PRODUCTS	35	33	0	5	5	-
TELUR UNGGAS POULTRY EGGS	4	4	-	1	1	-
PERIKANAN FISHERIES	16	15	16	2	2	3
IKAN, KRUSTASEA, MOLUSKA DAN SEDIAAN ² FISH, CRUSTACEANS, MOLLUSCS AND PREPARATIONS ²	16	15	16	2	2	3
TANAMAN FOOD CROPS	411	330	81	64	47	11
BIJIRIN DAN SEDIAAN BIJIRIN CEREALS AND CEREAL PREPARATIONS	64	64	10	11	11	2
SAYUR-SAYURAN VEGETABLES	13	13	4	2	2	0
BUAH-BUAHAN FRUITS	19	17	32	3	3	7
GULA, SEDIAAN GULA DAN MADU SUGARS, SUGAR PREPARATIONS AND HONEY	10	10	1	1	1	0
KOPI, KOKO, TEH, REMPAH DAN KELUARAN COFFEE, COCOA, TEA, SPICES AND MANUFACTURES	305	226	34	47	31	2
LAIN-LAIN OTHERS	420	313	6	73	62	5
BAHAN MAKANAN UNTUK TERNAKAN FEEDING STUFF FOR ANIMALS	18	18	-	1	1	-
KELUARAN DAN SEDIAAN MAKANAN LAIN MISCELLANEOUS EDIBLE PRODUCTS AND PREPARATIONS	403	296	6	72	61	5
JUMLAH KEPERLUAN PERTANIAN TOTAL OF AGRICULTURAL INPUTS	22	12	103	5	5	5
BAJA FERTILIZERS	4	3	99	2	2	5
UBAT-UBATAN VETERINAR VETERINARY MEDICAMENTS	2	2	0	1	1	-
UBAT PEMBUNUH KUMAN, UBAT SERANGGA DSB. DISINFECTANTS, INSECTICIDES, FUNGICIDES, WEED KILLERS AND ANTI-SPROUTING PRODUCTS, ETC.	2	2	1	0	0	0
JENTERA PERTANIAN (TERMASUK TRAKTOR) DAN ALAT GANTI AGRICULTURAL MACHINERY (INCLUDING TRACTORS) AND PARTS	13	4	3	2	2	0

**JADUAL 10: PERDAGANGAN LUAR NEGERI BAGI AGROMAKANAN DAN HASIL
PERTANIAN TERPILIH MENGIKUT NEGARA - EMIRIAH ARAB BERSATU**
TABLE 10: EXTERNAL TRADE FOR AGROFOOD AND SELECTED
AGRICULTURAL PRODUCTS BY COUNTRIES - UNITED ARAB EMIRATES

KATEGORI CATEGORY	RM JUTA/MILLION					
	2025			2026 (Jan.-Feb./Jan.-Feb.)		
	EKSPORT EXPORTS	EKSPORT DOMESTIK DOMESTIC EXPORTS	IMPORT IMPORTS	EKSPORT EXPORTS	EKSPORT DOMESTIK DOMESTIC EXPORTS	IMPORT IMPORTS
JUMLAH KELUARAN PERTANIAN LAIN TOTAL OF OTHER AGRICULTURAL PRODUCTS	2,001	1,962	301	530	522	27
BINATANG HIDUP (BUKAN BINATANG TERNAKAN) LIVE ANIMALS (NON LIVESTOCK)	0	0	0	0	0	0
IKAN HIASAN ORNAMENTAL FISH	1	1	0	0	0	-
RUMPAI LAUT SEAWEED	0	0	0	-	-	-
LAIN-LAIN PRODUK IKAN OTHER FISH PRODUCTS	-	-	1	-	-	-
MINUMAN DAN TEMBAKAU BEVERAGES AND TOBACCO	46	25	9	6	3	1
MINYAK KELAPA SAWIT PALM OIL	1,022	1,022	-	344	344	-
MINYAK ISIRUNG KELAPA SAWIT PALM KERNEL OIL	109	106	-	32	32	-
BUNGA-BUNGAAN FLORICULTURE	6	6	-	2	2	-
BAHAN TANAMAN UNTUK PEMBIAKAN SEEDS AND BUDS FOR SOWING	5	5	0	0	0	-
LEMAK HAIWAN DAN SAYURAN/LAIN-LAIN BIJI-BIJI MINYAK ANIMAL AND VEGETABLE FATS/OTHER OIL SEEDS	181	179	282	29	28	25
GETAH ASLI DAN SUSU GETAH NATURAL RUBBER AND NATURAL GUMS IN PRIMARY FORMS	370	368	3	72	71	-
KULIT DAN BULU BINATANG HIDES AND SKIN	0	0	-	-	-	-
GENTIAN ASLI NATURAL FIBRES	0	0	0	0	-	-
HASIL PERHUTANAN FORESTRY PRODUCTS	260	249	6	45	41	0

Nota/Notes :

¹ Binatang Ternakan/Livestock

² Tidak Termasuk Ikan Hiasan/Excluding Ornamental Fish

JADUAL 11: PERDAGANGAN LUAR NEGERI BAGI AGROMAKANAN DAN HASIL PERTANIAN TERPILIH MENGIKUT NEGARA - AMERIKA SYARIKAT
TABLE 11: EXTERNAL TRADE FOR AGROFOOD AND SELECTED AGRICULTURAL PRODUCTS BY COUNTRIES - UNITED STATES OF AMERICA

KATEGORI CATEGORY	RM JUTA/MILLION					
	2023			2024		
	EKSPORT EXPORTS	EKSPORT DOMESTIK DOMESTIC EXPORTS	IMPORT IMPORTS	EKSPORT EXPORTS	EKSPORT DOMESTIK DOMESTIC EXPORTS	IMPORT IMPORTS
JUMLAH AGROMAKANAN DAN HASIL PERTANIAN TERPILIH TOTAL OF AGROFOOD AND SELECTED AGRICULTURAL PRODUCTS	5,132	4,380	6,553	8,548	7,356	7,917
JUMLAH AGROMAKANAN TOTAL OF AGROFOOD	1,960	1,660	2,737	3,030	2,435	3,098
TERNAKAN LIVESTOCK	3	2	651	14	14	707
BINATANG HIDUP ¹ LIVE ANIMALS ¹	-	-	0	-	-	9
DAGING DAN SEDIAAN DAGING MEAT AND MEAT PREPARATIONS	1	0	83	0	0	134
HASIL TENUSU DAIRY PRODUCTS	3	2	569	14	14	564
TELUR UNGGAS POULTRY EGGS	-	-	0	1	1	0
PERIKANAN FISHERIES	116	114	50	112	112	42
IKAN, KRUSTASEA, MOLUSKA DAN SEDIAAN ² FISH, CRUSTACEANS, MOLLUSCS AND PREPARATIONS ²	116	114	50	112	112	42
TANAMAN FOOD CROPS	1,316	1,030	1,111	2,139	1,561	1,166
BIJIRIN DAN SEDIAAN BIJIRIN CEREALS AND CEREAL PREPARATIONS	218	216	271	286	286	317
SAYUR-SAYURAN VEGETABLES	17	14	366	22	18	299
BUAH-BUAHAN FRUITS	54	53	358	75	75	441
GULA, SEDIAAN GULA DAN MADU SUGARS, SUGAR PREPARATIONS AND HONEY	26	24	26	48	47	30
KOPI, KOKO, TEH, REMPAH DAN KELUARAN COFFEE, COCOA, TEA, SPICES AND MANUFACTURES	1,000	723	89	1,708	1,135	79
LAIN-LAIN OTHERS	525	513	925	765	748	1,183
BAHAN MAKANAN UNTUK TERNAKAN FEEDING STUFF FOR ANIMALS	324	324	365	506	506	452
KELUARAN DAN SEDIAAN MAKANAN LAIN MISCELLANEOUS EDIBLE PRODUCTS AND PREPARATIONS	201	189	560	259	242	730
JUMLAH KEPERLUAN PERTANIAN TOTAL OF AGRICULTURAL INPUTS	52	50	432	195	193	633
BAJA FERTILIZERS	0	0	92	107	107	289
UBAT-UBATAN VETERINAR VETERINARY MEDICAMENTS	0	0	269	0	0	256
UBAT PEMBUNUH KUMAN, UBAT SERANGGA DSB. DISINFECTANTS, INSECTICIDES, FUNGICIDES, WEED KILLERS AND ANTI-SPROUTING PRODUCTS, ETC.	16	16	38	31	31	39
JENTERA PERTANIAN (TERMASUK TRAKTOR) DAN ALAT GANTI AGRICULTURAL MACHINERY (INCLUDING TRACTORS) AND PARTS	36	34	34	58	55	48

**JADUAL 11: PERDAGANGAN LUAR NEGERI BAGI AGROMAKANAN DAN HASIL
PERTANIAN TERPILIH MENGIKUT NEGARA - AMERIKA SYARIKAT**
TABLE 11: EXTERNAL TRADE FOR AGROFOOD AND SELECTED
AGRICULTURAL PRODUCTS BY COUNTRIES - UNITED STATES OF AMERICA

KATEGORI CATEGORY	2023			2024		
	EKSPORT	EKSPORT DOMESTIK	IMPORT	EKSPORT	EKSPORT DOMESTIK	IMPORT
	EXPORTS	DOMESTIC EXPORTS	IMPORTS	EXPORTS	DOMESTIC EXPORTS	IMPORTS
JUMLAH KELUARAN PERTANIAN LAIN TOTAL OF OTHER AGRICULTURAL PRODUCTS	3,120	2,669	3,384	5,323	4,728	4,186
BINATANG HIDUP (BUKAN BINATANG TERNAKAN) LIVE ANIMALS (NON LIVESTOCK)	1	1	1	1	1	1
IKAN HIASAN ORNAMENTAL FISH	2	2	-	2	2	-
RUMPAI LAUT SEAWEED	0	0	1	-	-	2
LAIN-LAIN PRODUK IKAN OTHER FISH PRODUCTS	-	-	6	0	0	7
MINUMAN DAN TEMBAKAU BEVERAGES AND TOBACCO	28	26	78	37	22	88
MINYAK KELAPA SAWIT PALM OIL	445	445	-	736	736	-
MINYAK ISIRUNG KELAPA SAWIT PALM KERNEL OIL	276	244	26	348	336	-
BUNGA-BUNGAAN FLORICULTURE	1	1	0	1	1	0
BAHAN TANAMAN UNTUK PEMBIAKAN SEEDS AND BUDS FOR SOWING	2	2	1	2	2	0
LEMAK HAIWAN DAN SAYURAN/LAIN-LAIN BIJI-BIJI MINYAK ANIMAL AND VEGETABLE FATS/OTHER OIL SEEDS	434	349	1,076	1,556	1,430	1,135
GETAH ASLI DAN SUSU GETAH NATURAL RUBBER AND NATURAL GUMS IN PRIMARY FORMS	102	78	0	267	243	6
KULIT DAN BULU BINATANG HIDES AND SKIN	1	1	4	2	2	1
GENTIAN ASLI NATURAL FIBRES	234	234	278	221	221	266
HASIL PERHUTANAN FORESTRY PRODUCTS	1,595	1,286	1,914	2,151	1,732	2,680

Nota/Notes:

¹ Binatang Ternakan/Livestock

² Tidak Termasuk Ikan Hiasan/Excluding Ornamental Fish

**JADUAL 11: PERDAGANGAN LUAR NEGERI BAGI AGROMAKANAN DAN HASIL
PERTANIAN TERPILIH MENGIKUT NEGARA - AMERIKA SYARIKAT**
TABLE 11: EXTERNAL TRADE FOR AGROFOOD AND SELECTED
AGRICULTURAL PRODUCTS BY COUNTRIES - UNITED STATES OF AMERICA

KATEGORI CATEGORY	RM JUTA/MILLION					
	2025			2026 (Jan.-Feb./Jan.-Feb.)		
	EKSPORT EXPORTS	EKSPORT DOMESTIK DOMESTIC EXPORTS	IMPORT IMPORTS	EKSPORT EXPORTS	EKSPORT DOMESTIK DOMESTIC EXPORTS	IMPORT IMPORTS
JUMLAH AGROMAKANAN DAN HASIL PERTANIAN TERPILIH TOTAL OF AGROFOOD AND SELECTED AGRICULTURAL PRODUCTS	11,730	9,524	7,745	1,835	1,475	1,150
JUMLAH AGROMAKANAN TOTAL OF AGROFOOD	4,689	3,277	3,170	715	567	519
TERNAKAN LIVESTOCK	19	3	678	3	1	75
BINATANG HIDUP ¹ LIVE ANIMALS ¹	-	-	-	-	-	-
DAGING DAN SEDIAAN DAGING MEAT AND MEAT PREPARATIONS	0	0	72	0	0	7
HASIL TENUSU DAIRY PRODUCTS	19	3	606	2	1	68
TELUR UNGGAS POULTRY EGGS	-	-	0	-	-	0
PERIKANAN FISHERIES	129	128	66	22	22	9
IKAN, KRUSTASEA, MOLUSKA DAN SEDIAAN ² FISH, CRUSTACEANS, MOLLUSCS AND PREPARATIONS ²	129	128	66	22	22	9
TANAMAN FOOD CROPS	3,651	2,263	1,421	562	419	297
BIJIRIN DAN SEDIAAN BIJIRIN CEREALS AND CEREAL PREPARATIONS	284	284	391	24	24	111
SAYUR-SAYURAN VEGETABLES	20	15	272	2	1	47
BUAH-BUAHAN FRUITS	81	81	654	9	9	121
GULA, SEDIAAN GULA DAN MADU SUGARS, SUGAR PREPARATIONS AND HONEY	110	110	29	12	12	4
KOPI, KOKO, TEH, REMPAH DAN KELUARAN COFFEE, COCOA, TEA, SPICES AND MANUFACTURES	3,156	1,773	75	514	372	14
LAIN-LAIN OTHERS	890	883	1,006	129	125	139
BAHAN MAKANAN UNTUK TERNAKAN FEEDING STUFF FOR ANIMALS	528	528	307	57	57	42
KELUARAN DAN SEDIAAN MAKANAN LAIN MISCELLANEOUS EDIBLE PRODUCTS AND PREPARATIONS	362	356	699	72	68	97
JUMLAH KEPERLUAN PERTANIAN TOTAL OF AGRICULTURAL INPUTS	253	249	672	13	13	72
BAJA FERTILIZERS	146	146	294	1	1	39
UBAT-UBATAN VETERINAR VETERINARY MEDICAMENTS	0	0	287	0	0	22
UBAT PEMBUNUH KUMAN, UBAT SERANGGA DSB. DISINFECTANTS, INSECTICIDES, FUNGICIDES, WEED KILLERS AND ANTI-SPROUTING PRODUCTS, ETC.	45	45	44	5	5	6
JENTERA PERTANIAN (TERMASUK TRAKTOR) DAN ALAT GANTI AGRICULTURAL MACHINERY (INCLUDING TRACTORS) AND PARTS	62	58	47	8	7	5

**JADUAL 11: PERDAGANGAN LUAR NEGERI BAGI AGROMAKANAN DAN HASIL
PERTANIAN TERPILIH MENGIKUT NEGARA - AMERIKA SYARIKAT**
TABLE 11: EXTERNAL TRADE FOR AGROFOOD AND SELECTED
AGRICULTURAL PRODUCTS BY COUNTRIES - UNITED STATES OF AMERICA

KATEGORI CATEGORY	RM JUTA/MILLION					
	2025			2026 (Jan.-Feb./Jan.-Feb.)		
	EKSPORT EXPORTS	EKSPORT DOMESTIK DOMESTIC EXPORTS	IMPORT IMPORTS	EKSPORT EXPORTS	EKSPORT DOMESTIK DOMESTIC EXPORTS	IMPORT IMPORTS
JUMLAH KELUARAN PERTANIAN LAIN TOTAL OF OTHER AGRICULTURAL PRODUCTS	6,788	5,998	3,903	1,106	896	559
BINATANG HIDUP (BUKAN BINATANG TERNAKAN) LIVE ANIMALS (NON LIVESTOCK)	1	1	1	0	0	0
IKAN HIASAN ORNAMENTAL FISH	1	1	-	0	0	0
RUMPAI LAUT SEAWEED	0	0	3	0	0	1
LAIN-LAIN PRODUK IKAN OTHER FISH PRODUCTS	0	0	5	0	-	0
MINUMAN DAN TEMBAKAU BEVERAGES AND TOBACCO	27	23	69	3	2	9
MINYAK KELAPA SAWIT PALM OIL	761	715	0	111	111	-
MINYAK ISIRUNG KELAPA SAWIT PALM KERNEL OIL	572	567	29	125	73	-
BUNGA-BUNGAAN FLORICULTURE	1	1	0	0	0	0
BAHAN TANAMAN UNTUK PEMBIAKAN SEEDS AND BUDS FOR SOWING	3	3	2	0	0	0
LEMAK HAIWAN DAN SAYURAN/LAIN-LAIN BIJI-BIJI MINYAK ANIMAL AND VEGETABLE FATS/OTHER OIL SEEDS	1,950	1,590	1,130	285	171	213
GETAH ASLI DAN SUSU GETAH NATURAL RUBBER AND NATURAL GUMS IN PRIMARY FORMS	252	245	19	23	22	-
KULIT DAN BULU BINATANG HIDES AND SKIN	1	1	1	0	0	0
GENTIAN ASLI NATURAL FIBRES	150	150	414	31	31	65
HASIL PERHUTANAN FORESTRY PRODUCTS	3,068	2,701	2,230	527	484	270

Nota/Notes :

¹ Binatang Ternakan/Livestock

² Tidak Termasuk Ikan Hiasan/Excluding Ornamental Fish

**JADUAL 12: PERDAGANGAN LUAR NEGERI BAGI AGROMAKANAN DAN HASIL
PERTANIAN TERPILIH MENGIKUT NEGARA - JEPUN**
TABLE 12: EXTERNAL TRADE FOR AGROFOOD AND SELECTED
AGRICULTURAL PRODUCTS BY COUNTRIES - JAPAN

KATEGORI CATEGORY	2023			2024		
	EKSPORT	EKSPORT DOMESTIK	IMPORT	EKSPORT	EKSPORT DOMESTIK	IMPORT
	EXPORTS	DOMESTIC EXPORTS	IMPORTS	EXPORTS	DOMESTIC EXPORTS	IMPORTS
JUMLAH AGROMAKANAN DAN HASIL PERTANIAN TERPILIH TOTAL OF AGROFOOD AND SELECTED AGRICULTURAL PRODUCTS	8,413	8,116	2,090	9,349	8,802	2,312
JUMLAH AGROMAKANAN TOTAL OF AGROFOOD	1,629	1,377	659	2,576	2,089	696
TERNAKAN LIVESTOCK	24	24	61	14	14	71
BINATANG HIDUP ¹ LIVE ANIMALS ¹	-	-	-	-	-	-
DAGING DAN SEDIAAN DAGING MEAT AND MEAT PREPARATIONS	21	21	54	14	14	68
HASIL TENUSU DAIRY PRODUCTS	1	1	6	1	0	3
TELUR UNGGAS POULTRY EGGS	2	2	0	0	0	0
PERIKANAN FISHERIES	96	95	187	107	107	168
IKAN, KRUSTASEA, MOLUSKA DAN SEDIAAN ² FISH, CRUSTACEANS, MOLLUSCS AND PREPARATIONS ²	96	95	187	107	107	168
TANAMAN FOOD CROPS	1,236	1,014	154	2,043	1,674	173
BIJIRIN DAN SEDIAAN BIJIRIN CEREALS AND CEREAL PREPARATIONS	270	270	54	366	366	62
SAYUR-SAYURAN VEGETABLES	2	2	16	2	2	20
BUAH-BUAHAN FRUITS	3	3	20	28	28	21
GULA, SEDIAAN GULA DAN MADU SUGARS, SUGAR PREPARATIONS AND HONEY	14	14	5	22	14	6
KOPI, KOKO, TEH, REMPAH DAN KELUARAN COFFEE, COCOA, TEA, SPICES AND MANUFACTURES	946	725	59	1,625	1,264	65
LAIN-LAIN OTHERS	273	243	257	412	294	284
BAHAN MAKANAN UNTUK TERNAKAN FEEDING STUFF FOR ANIMALS	63	63	130	91	91	126
KELUARAN DAN SEDIAAN MAKANAN LAIN MISCELLANEOUS EDIBLE PRODUCTS AND PREPARATIONS	209	180	127	321	203	158
JUMLAH KEPERLUAN PERTANIAN TOTAL OF AGRICULTURAL INPUTS	387	387	403	327	326	398
BAJA FERTILIZERS	279	279	71	191	190	46
UBAT-UBATAN VETERINAR VETERINARY MEDICAMENTS	0	0	25	0	0	21
UBAT PEMBUNUH KUMAN, UBAT SERANGGA DSB. DISINFECTANTS, INSECTICIDES, FUNGICIDES, WEED KILLERS AND ANTI-SPROUTING PRODUCTS, ETC.	87	87	25	87	87	35
JENTERA PERTANIAN (TERMASUK TRAKTOR) DAN ALAT GANTI AGRICULTURAL MACHINERY (INCLUDING TRACTORS) AND PARTS	20	20	283	49	49	295

**JADUAL 12: PERDAGANGAN LUAR NEGERI BAGI AGROMAKANAN DAN HASIL
PERTANIAN TERPILIH MENGIKUT NEGARA - JEPUN**
TABLE 12: EXTERNAL TRADE FOR AGROFOOD AND SELECTED
AGRICULTURAL PRODUCTS BY COUNTRIES - JAPAN

RM JUTA/MILLION

KATEGORI CATEGORY	2023			2024		
	EKSPORT EXPORTS	EKSPORT DOMESTIK DOMESTIC EXPORTS	IMPORT IMPORTS	EKSPORT EXPORTS	EKSPORT DOMESTIK DOMESTIC EXPORTS	IMPORT IMPORTS
JUMLAH KELUARAN PERTANIAN LAIN TOTAL OF OTHER AGRICULTURAL PRODUCTS	6,397	6,353	1,029	6,445	6,387	1,218
BINATANG HIDUP (BUKAN BINATANG TERNAKAN) LIVE ANIMALS (NON LIVESTOCK)	0	0	0	1	1	0
IKAN HIASAN ORNAMENTAL FISH	3	3	9	2	2	6
RUMPAI LAUT SEAWEED	0	0	1	0	-	1
LAIN-LAIN PRODUK IKAN OTHER FISH PRODUCTS	5	4	51	2	1	73
MINUMAN DAN TEMBAKAU BEVERAGES AND TOBACCO	5	3	65	5	3	68
MINYAK KELAPA SAWIT PALM OIL	2,319	2,319	-	2,304	2,304	-
MINYAK ISIRUNG KELAPA SAWIT PALM KERNEL OIL	287	287	-	334	334	-
BUNGA-BUNGAAN FLORICULTURE	196	196	-	191	191	0
BAHAN TANAMAN UNTUK PEMBIAKAN SEEDS AND BUDS FOR SOWING	0	0	1	0	0	1
LEMAK HAIWAN DAN SAYURAN/LAIN-LAIN BIJI-BIJI MINYAK ANIMAL AND VEGETABLE FATS/OTHER OIL SEEDS	884	884	190	786	785	242
GETAH ASLI DAN SUSU GETAH NATURAL RUBBER AND NATURAL GUMS IN PRIMARY FORMS	1	1	0	22	22	4
KULIT DAN BULU BINATANG HIDES AND SKIN	2	2	4	1	1	8
GENTIAN ASLI NATURAL FIBRES	184	184	11	209	209	11
HASIL PERHUTANAN FORESTRY PRODUCTS	2,512	2,471	697	2,589	2,534	804

Nota/Notes :

¹ Binatang Ternakan/Livestock

² Tidak Termasuk Ikan Hiasan/Excluding Ornamental Fish

**JADUAL 12: PERDAGANGAN LUAR NEGERI BAGI AGROMAKANAN DAN HASIL
PERTANIAN TERPILIH MENGIKUT NEGARA - JEPUN**
TABLE 12: EXTERNAL TRADE FOR AGROFOOD AND SELECTED
AGRICULTURAL PRODUCTS BY COUNTRIES - JAPAN

KATEGORI CATEGORY	RM JUTA/MILLION					
	2025			2026 (Jan.-Feb./Jan.-Feb.)		
	EKSPORT EXPORTS	EKSPORT DOMESTIK DOMESTIC EXPORTS	IMPORT IMPORTS	EKSPORT EXPORTS	EKSPORT DOMESTIK DOMESTIC EXPORTS	IMPORT IMPORTS
JUMLAH AGROMAKANAN DAN HASIL PERTANIAN TERPILIH TOTAL OF AGROFOOD AND SELECTED AGRICULTURAL PRODUCTS	9,907	9,293	2,254	1,495	1,394	333
JUMLAH AGROMAKANAN TOTAL OF AGROFOOD	2,832	2,308	912	392	313	123
TERNAKAN LIVESTOCK	34	34	80	9	9	14
BINATANG HIDUP ¹ LIVE ANIMALS ¹	-	-	-	-	-	-
DAGING DAN SEDIAAN DAGING MEAT AND MEAT PREPARATIONS	13	13	76	1	1	13
HASIL TENUSU DAIRY PRODUCTS	1	1	3	-	-	1
TELUR UNGGAS POULTRY EGGS	20	20	0	7	7	-
PERIKANAN FISHERIES	100	98	232	14	14	33
IKAN, KRUSTASEA, MOLUSKA DAN SEDIAAN ² FISH, CRUSTACEANS, MOLLUSCS AND PREPARATIONS ²	100	98	232	14	14	33
TANAMAN FOOD CROPS	2,298	1,876	198	296	240	30
BIJIRIN DAN SEDIAAN BIJIRIN CEREALS AND CEREAL PREPARATIONS	388	388	58	82	82	7
SAYUR-SAYURAN VEGETABLES	2	2	22	0	0	4
BUAH-BUAHAN FRUITS	18	18	19	3	3	4
GULA, SEDIAAN GULA DAN MADU SUGARS, SUGAR PREPARATIONS AND HONEY	43	19	5	6	3	1
KOPI, KOKO, TEH, REMPAH DAN KELUARAN COFFEE, COCOA, TEA, SPICES AND MANUFACTURES	1,846	1,449	94	205	151	15
LAIN-LAIN OTHERS	401	300	402	73	51	47
BAHAN MAKANAN UNTUK TERNAKAN FEEDING STUFF FOR ANIMALS	74	73	122	17	17	17
KELUARAN DAN SEDIAAN MAKANAN LAIN MISCELLANEOUS EDIBLE PRODUCTS AND PREPARATIONS	327	227	281	56	34	30
JUMLAH KEPERLUAN PERTANIAN TOTAL OF AGRICULTURAL INPUTS	416	416	414	115	115	61
BAJA FERTILIZERS	276	276	52	89	89	11
UBAT-UBATAN VETERINAR VETERINARY MEDICAMENTS	0	0	4	0	0	2
UBAT PEMBUNUH KUMAN, UBAT SERANGGA DSB. DISINFECTANTS, INSECTICIDES, FUNGICIDES, WEED KILLERS AND ANTI-SPROUTING PRODUCTS, ETC.	84	84	27	17	17	4
JENTERA PERTANIAN (TERMASUK TRAKTOR) DAN ALAT GANTI AGRICULTURAL MACHINERY (INCLUDING TRACTORS) AND PARTS	56	56	331	9	9	44

**JADUAL 12: PERDAGANGAN LUAR NEGERI BAGI AGROMAKANAN DAN HASIL
PERTANIAN TERPILIH MENGIKUT NEGARA - JEPUN**
TABLE 12: EXTERNAL TRADE FOR AGROFOOD AND SELECTED
AGRICULTURAL PRODUCTS BY COUNTRIES - JAPAN

KATEGORI CATEGORY	RM JUTA/MILLION					
	2025			2026 (Jan.-Feb./Jan.-Feb.)		
	EKSPORT EXPORTS	EKSPORT DOMESTIK DOMESTIC EXPORTS	IMPORT IMPORTS	EKSPORT EXPORTS	EKSPORT DOMESTIK DOMESTIC EXPORTS	IMPORT IMPORTS
JUMLAH KELUARAN PERTANIAN LAIN TOTAL OF OTHER AGRICULTURAL PRODUCTS	6,659	6,569	928	988	966	149
BINATANG HIDUP (BUKAN BINATANG TERNAKAN) LIVE ANIMALS (NON LIVESTOCK)	1	1	0	0	0	0
IKAN HIASAN ORNAMENTAL FISH	2	2	6	0	0	1
RUMPAI LAUT SEAWEED	0	-	1	-	-	0
LAIN-LAIN PRODUK IKAN OTHER FISH PRODUCTS	0	-	46	-	-	8
MINUMAN DAN TEMBAKAU BEVERAGES AND TOBACCO	14	5	62	1	1	7
MINYAK KELAPA SAWIT PALM OIL	2,581	2,581	-	395	392	-
MINYAK ISIRUNG KELAPA SAWIT PALM KERNEL OIL	492	490	9	74	74	1
BUNGA-BUNGAAN FLORICULTURE	185	185	0	25	25	0
BAHAN TANAMAN UNTUK PEMBIAKAN SEEDS AND BUDS FOR SOWING	1	1	2	0	0	0
LEMAK HAIWAN DAN SAYURAN/LAIN-LAIN BIJI-BIJI MINYAK ANIMAL AND VEGETABLE FATS/OTHER OIL SEEDS	752	734	182	127	127	33
GETAH ASLI DAN SUSU GETAH NATURAL RUBBER AND NATURAL GUMS IN PRIMARY FORMS	14	13	0	0	0	-
KULIT DAN BULU BINATANG HIDES AND SKIN	1	1	3	0	0	0
GENTIAN ASLI NATURAL FIBRES	187	187	13	32	32	1
HASIL PERHUTANAN FORESTRY PRODUCTS	2,429	2,369	604	334	314	99

Nota/Notes :

¹ Binatang Ternakan/Livestock

² Tidak Termasuk Ikan Hiasan/Excluding Ornamental Fish

JADUAL 13: PERDAGANGAN LUAR NEGERI BAGI AGROMAKANAN DAN HASIL PERTANIAN TERPILIH MENGIKUT NEGARA - AUSTRALIA
TABLE 13: EXTERNAL TRADE FOR AGROFOOD AND SELECTED AGRICULTURAL PRODUCTS BY COUNTRIES - AUSTRALIA

KATEGORI CATEGORY	RM JUTA/MILLION					
	2023			2024		
	EKSPORT EXPORTS	EKSPORT DOMESTIK DOMESTIC EXPORTS	IMPORT IMPORTS	EKSPORT EXPORTS	EKSPORT DOMESTIK DOMESTIC EXPORTS	IMPORT IMPORTS
JUMLAH AGROMAKANAN DAN HASIL PERTANIAN TERPILIH TOTAL OF AGROFOOD AND SELECTED AGRICULTURAL PRODUCTS	4,796	4,587	6,505	5,384	5,022	6,219
JUMLAH AGROMAKANAN TOTAL OF AGROFOOD	1,558	1,407	4,445	2,044	1,767	4,218
TERNAKAN LIVESTOCK	9	8	1,675	8	8	2,076
BINATANG HIDUP ¹ LIVE ANIMALS ¹	-	-	94	-	-	79
DAGING DAN SEDIAAN DAGING MEAT AND MEAT PREPARATIONS	1	0	1,013	1	1	1,218
HASIL TENUSU DAIRY PRODUCTS	8	8	568	7	7	780
TELUR UNGGAS POULTRY EGGS	0	0	0	-	-	-
PERIKANAN FISHERIES	190	189	39	185	183	36
IKAN, KRUSTASEA, MOLUSKA DAN SEDIAAN ² FISH, CRUSTACEANS, MOLLUSCS AND PREPARATIONS ²	190	189	39	185	183	36
TANAMAN FOOD CROPS	785	642	2,394	1,239	975	1,692
BIJIRIN DAN SEDIAAN BIJIRIN CEREALS AND CEREAL PREPARATIONS	358	353	1,797	364	358	1,277
SAYUR-SAYURAN VEGETABLES	16	15	171	17	16	1
BUAH-BUAHAN FRUITS	33	31	237	33	31	245
GULA, SEDIAAN GULA DAN MADU SUGARS, SUGAR PREPARATIONS AND HONEY	31	17	90	47	29	68
KOPI, KOKO, TEH, REMPAH DAN KELUARAN COFFEE, COCOA, TEA, SPICES AND MANUFACTURES	346	227	100	779	540	102
LAIN-LAIN OTHERS	574	568	336	612	602	414
BAHAN MAKANAN UNTUK TERNAKAN FEEDING STUFF FOR ANIMALS	34	32	157	17	15	179
KELUARAN DAN SEDIAAN MAKANAN LAIN MISCELLANEOUS EDIBLE PRODUCTS AND PREPARATIONS	540	536	179	595	587	235
JUMLAH KEPERLUAN PERTANIAN TOTAL OF AGRICULTURAL INPUTS	1,021	1,019	156	1,013	1,012	176
BAJA FERTILIZERS	646	645	150	525	523	166
UBAT-UBATAN VETERINAR VETERINARY MEDICAMENTS	12	12	3	11	11	3
UBAT PEMBUNUH KUMAN, UBAT SERANGGA DSB. DISINFECTANTS, INSECTICIDES, FUNGICIDES, WEED KILLERS AND ANTI-SPROUTING PRODUCTS, ETC.	286	286	2	394	394	2
JENTERA PERTANIAN (TERMASUK TRAKTOR) DAN ALAT GANTI AGRICULTURAL MACHINERY (INCLUDING TRACTORS) AND PARTS	76	76	2	84	84	5

**JADUAL 13: PERDAGANGAN LUAR NEGERI BAGI AGROMAKANAN DAN HASIL
PERTANIAN TERPILIH MENGIKUT NEGARA - AUSTRALIA**
TABLE 13: EXTERNAL TRADE FOR AGROFOOD AND SELECTED
AGRICULTURAL PRODUCTS BY COUNTRIES - AUSTRALIA

KATEGORI CATEGORY	2023			2024		
	EKSPORT	EKSPORT DOMESTIK	IMPORT	EKSPORT	EKSPORT DOMESTIK	IMPORT
	EXPORTS	DOMESTIC EXPORTS	IMPORTS	EXPORTS	DOMESTIC EXPORTS	IMPORTS
JUMLAH KELUARAN PERTANIAN LAIN TOTAL OF OTHER AGRICULTURAL PRODUCTS	2,217	2,161	1,903	2,326	2,243	1,826
BINATANG HIDUP (BUKAN BINATANG TERNAKAN) LIVE ANIMALS (NON LIVESTOCK)	-	-	0	-	-	3
IKAN HIASAN ORNAMENTAL FISH	1	1	0	1	1	0
RUMPAI LAUT SEAWEED	0	0	0	0	0	0
LAIN-LAIN PRODUK IKAN OTHER FISH PRODUCTS	-	-	15	-	-	2
MINUMAN DAN TEMBAKAU BEVERAGES AND TOBACCO	55	41	201	89	54	229
MINYAK KELAPA SAWIT PALM OIL	283	283	-	279	279	-
MINYAK ISIRUNG KELAPA SAWIT PALM KERNEL OIL	71	71	-	72	72	26
BUNGA-BUNGAAN FLORICULTURE	67	67	0	81	81	0
BAHAN TANAMAN UNTUK PEMBIAKAN SEEDS AND BUDS FOR SOWING	0	0	2	0	0	2
LEMAK HAIWAN DAN SAYURAN/LAIN-LAIN BIJI-BIJI MINYAK ANIMAL AND VEGETABLE FATS/OTHER OIL SEEDS	616	613	448	622	618	669
GETAH ASLI DAN SUSU GETAH NATURAL RUBBER AND NATURAL GUMS IN PRIMARY FORMS	5	5	-	10	9	-
KULIT DAN BULU BINATANG HIDES AND SKIN	0	0	1	0	0	0
GENTIAN ASLI NATURAL FIBRES	3	3	853	5	5	555
HASIL PERHUTANAN FORESTRY PRODUCTS	1,115	1,078	383	1,166	1,122	339

Nota/Notes:

¹ Binatang Ternakan/Livestock

² Tidak Termasuk Ikan Hiasan/Excluding Ornamental Fish

JADUAL 13: PERDAGANGAN LUAR NEGERI BAGI AGROMAKANAN DAN HASIL PERTANIAN TERPILIH MENGIKUT NEGARA - AUSTRALIA
TABLE 13: EXTERNAL TRADE FOR AGROFOOD AND SELECTED AGRICULTURAL PRODUCTS BY COUNTRIES - AUSTRALIA

KATEGORI CATEGORY	RM JUTA/MILLION					
	2025			2026 (Jan.-Feb./Jan.-Feb.)		
	EKSPORT EXPORTS	EKSPORT DOMESTIK DOMESTIC EXPORTS	IMPORT IMPORTS	EKSPORT EXPORTS	EKSPORT DOMESTIK DOMESTIC EXPORTS	IMPORT IMPORTS
JUMLAH AGROMAKANAN DAN HASIL PERTANIAN TERPILIH TOTAL OF AGROFOOD AND SELECTED AGRICULTURAL PRODUCTS	5,440	5,063	6,616	798	733	1,016
JUMLAH AGROMAKANAN TOTAL OF AGROFOOD	2,297	1,994	4,909	359	296	813
TERNAKAN LIVESTOCK	7	6	2,371	1	1	406
BINATANG HIDUP ¹ LIVE ANIMALS ¹	-	-	124	-	-	10
DAGING DAN SEDIAAN DAGING MEAT AND MEAT PREPARATIONS	2	0	1,456	-	-	249
HASIL TENUSU DAIRY PRODUCTS	6	6	792	1	1	147
TELUR UNGGAS POULTRY EGGS	-	-	-	0	0	-
PERIKANAN FISHERIES	164	164	31	22	21	7
IKAN, KRUSTASEA, MOLUSKA DAN SEDIAAN ² FISH, CRUSTACEANS, MOLLUSCS AND PREPARATIONS ²	164	164	31	22	21	7
TANAMAN FOOD CROPS	1,467	1,204	2,025	217	174	320
BIJIRIN DAN SEDIAAN BIJIRIN CEREALS AND CEREAL PREPARATIONS	317	314	1,491	54	54	234
SAYUR-SAYURAN VEGETABLES	19	16	136	2	2	26
BUAH-BUAHAN FRUITS	45	35	236	8	8	49
GULA, SEDIAAN GULA DAN MADU SUGARS, SUGAR PREPARATIONS AND HONEY	35	24	12	8	3	2
KOPI, KOKO, TEH, REMPAH DAN KELUARAN COFFEE, COCOA, TEA, SPICES AND MANUFACTURES	1,051	816	150	145	107	10
LAIN-LAIN OTHERS	658	620	482	120	100	80
BAHAN MAKANAN UNTUK TERNAKAN FEEDING STUFF FOR ANIMALS	47	41	178	11	10	31
KELUARAN DAN SEDIAAN MAKANAN LAIN MISCELLANEOUS EDIBLE PRODUCTS AND PREPARATIONS	611	578	305	109	91	49
JUMLAH KEPERLUAN PERTANIAN TOTAL OF AGRICULTURAL INPUTS	958	955	177	164	164	7
BAJA FERTILIZERS	608	606	162	109	109	5
UBAT-UBATAN VETERINAR VETERINARY MEDICAMENTS	0	0	3	0	0	0
UBAT PEMBUNUH KUMAN, UBAT SERANGGA DSB. DISINFECTANTS, INSECTICIDES, FUNGICIDES, WEED KILLERS AND ANTI-SPROUTING PRODUCTS, ETC.	248	248	2	43	43	0
JENTERA PERTANIAN (TERMASUK TRAKTOR) DAN ALAT GANTI AGRICULTURAL MACHINERY (INCLUDING TRACTORS) AND PARTS	102	101	10	12	12	1

**JADUAL 13: PERDAGANGAN LUAR NEGERI BAGI AGROMAKANAN DAN HASIL
PERTANIAN TERPILIH MENGIKUT NEGARA - AUSTRALIA**
TABLE 13: EXTERNAL TRADE FOR AGROFOOD AND SELECTED
AGRICULTURAL PRODUCTS BY COUNTRIES - AUSTRALIA

KATEGORI CATEGORY	RM JUTA/MILLION					
	2025			2026 (Jan.-Feb./Jan.-Feb.)		
	EKSPORT EXPORTS	EKSPORT DOMESTIK DOMESTIC EXPORTS	IMPORT IMPORTS	EKSPORT EXPORTS	EKSPORT DOMESTIK DOMESTIC EXPORTS	IMPORT IMPORTS
JUMLAH KELUARAN PERTANIAN LAIN TOTAL OF OTHER AGRICULTURAL PRODUCTS	2,186	2,114	1,529	275	273	196
BINATANG HIDUP (BUKAN BINATANG TERNAKAN) LIVE ANIMALS (NON LIVESTOCK)	0	0	1	-	-	0
IKAN HIASAN ORNAMENTAL FISH	1	1	0	0	0	-
RUMPAI LAUT SEAWEED	0	0	0	0	0	0
LAIN-LAIN PRODUK IKAN OTHER FISH PRODUCTS	-	-	0	-	-	0
MINUMAN DAN TEMBAKAU BEVERAGES AND TOBACCO	64	21	185	3	2	44
MINYAK KELAPA SAWIT PALM OIL	303	303	-	22	22	-
MINYAK ISIRUNG KELAPA SAWIT PALM KERNEL OIL	81	81	-	7	7	0
BUNGA-BUNGAAN FLORICULTURE	80	80	0	14	14	-
BAHAN TANAMAN UNTUK PEMBIAKAN SEEDS AND BUDS FOR SOWING	0	0	1	-	-	0
LEMAK HAIWAN DAN SAYURAN/LAIN-LAIN BIJI-BIJI MINYAK ANIMAL AND VEGETABLE FATS/OTHER OIL SEEDS	651	649	512	83	83	45
GETAH ASLI DAN SUSU GETAH NATURAL RUBBER AND NATURAL GUMS IN PRIMARY FORMS	8	7	0	1	1	-
KULIT DAN BULU BINATANG HIDES AND SKIN	0	0	0	0	-	0
GENTIAN ASLI NATURAL FIBRES	4	3	508	1	0	50
HASIL PERHUTANAN FORESTRY PRODUCTS	994	970	321	145	144	56

Nota/Notes :

¹ Binatang Ternakan/Livestock

² Tidak Termasuk Ikan Hiasan/Excluding Ornamental Fish

**JADUAL 14: PERDAGANGAN LUAR NEGERI BAGI AGROMAKANAN DAN HASIL
PERTANIAN TERPILIH MENGIKUT NEGARA - NEW ZEALAND**
TABLE 14: EXTERNAL TRADE FOR AGROFOOD AND SELECTED
AGRICULTURAL PRODUCTS BY COUNTRIES - NEW ZEALAND

KATEGORI CATEGORY	RM JUTA/MILLION					
	2023			2024		
	EKSPORT EXPORTS	EKSPORT DOMESTIK DOMESTIC EXPORTS	IMPORT IMPORTS	EKSPORT EXPORTS	EKSPORT DOMESTIK DOMESTIC EXPORTS	IMPORT IMPORTS
JUMLAH AGROMAKANAN DAN HASIL PERTANIAN TERPILIH TOTAL OF AGROFOOD AND SELECTED AGRICULTURAL PRODUCTS	1,365	1,359	3,637	1,747	1,713	4,029
JUMLAH AGROMAKANAN TOTAL OF AGROFOOD	654	653	3,210	876	846	3,495
TERNAKAN LIVESTOCK	0	0	2,683	0	0	2,802
BINATANG HIDUP ¹ LIVE ANIMALS ¹	-	-	70	-	-	80
DAGING DAN SEDIAAN DAGING MEAT AND MEAT PREPARATIONS	0	0	211	0	0	185
HASIL TENUSU DAIRY PRODUCTS	0	0	2,402	0	0	2,537
TELUR UNGGAS POULTRY EGGS	0	0	-	0	0	-
PERIKANAN FISHERIES	14	14	29	12	11	26
IKAN, KRUSTASEA, MOLUSKA DAN SEDIAAN ² FISH, CRUSTACEANS, MOLLUSCS AND PREPARATIONS ²	14	14	29	12	11	26
TANAMAN FOOD CROPS	156	155	232	233	204	288
BIJIRIN DAN SEDIAAN BIJIRIN CEREALS AND CEREAL PREPARATIONS	57	57	12	58	58	17
SAYUR-SAYURAN VEGETABLES	5	5	71	8	8	103
BUAH-BUAHAN FRUITS	1	1	116	1	1	142
GULA, SEDIAAN GULA DAN MADU SUGARS, SUGAR PREPARATIONS AND HONEY	20	20	20	31	31	16
KOPI, KOKO, TEH, REMPAH DAN KELUARAN COFFEE, COCOA, TEA, SPICES AND MANUFACTURES	73	72	12	136	107	10
LAIN-LAIN OTHERS	483	483	267	631	630	379
BAHAN MAKANAN UNTUK TERNAKAN FEEDING STUFF FOR ANIMALS	426	426	8	570	569	11
KELUARAN DAN SEDIAAN MAKANAN LAIN MISCELLANEOUS EDIBLE PRODUCTS AND PREPARATIONS	57	57	259	61	61	368
JUMLAH KEPERLUAN PERTANIAN TOTAL OF AGRICULTURAL INPUTS	206	206	1	280	280	3
BAJA FERTILIZERS	155	155	0	232	231	0
UBAT-UBATAN VETERINAR VETERINARY MEDICAMENTS	0	0	0	-	-	0
UBAT PEMBUNUH KUMAN, UBAT SERANGGA DSB. DISINFECTANTS, INSECTICIDES, FUNGICIDES, WEED KILLERS AND ANTI-SPROUTING PRODUCTS, ETC.	17	17	0	21	21	0
JENTERA PERTANIAN (TERMASUK TRAKTOR) DAN ALAT GANTI AGRICULTURAL MACHINERY (INCLUDING TRACTORS) AND PARTS	34	34	1	28	28	3

**JADUAL 14: PERDAGANGAN LUAR NEGERI BAGI AGROMAKANAN DAN HASIL
PERTANIAN TERPILIH MENGIKUT NEGARA - NEW ZEALAND**
TABLE 14: EXTERNAL TRADE FOR AGROFOOD AND SELECTED
AGRICULTURAL PRODUCTS BY COUNTRIES - NEW ZEALAND

KATEGORI CATEGORY	2023			2024		
	EKSPORT	EKSPORT DOMESTIK	IMPORT	EKSPORT	EKSPORT DOMESTIK	IMPORT
	EXPORTS	DOMESTIC EXPORTS	IMPORTS	EXPORTS	DOMESTIC EXPORTS	IMPORTS
JUMLAH KELUARAN PERTANIAN LAIN TOTAL OF OTHER AGRICULTURAL PRODUCTS	504	499	427	591	587	531
BINATANG HIDUP (BUKAN BINATANG TERNAKAN) LIVE ANIMALS (NON LIVESTOCK)	0	0	0	0	0	0
IKAN HIASAN ORNAMENTAL FISH	-	-	-	-	-	-
RUMPAI LAUT SEAWEED	0	0	-	0	0	-
LAIN-LAIN PRODUK IKAN OTHER FISH PRODUCTS	-	-	2	-	-	3
MINUMAN DAN TEMBAKAU BEVERAGES AND TOBACCO	12	12	12	7	6	10
MINYAK KELAPA SAWIT PALM OIL	91	91	-	118	118	-
MINYAK ISIRUNG KELAPA SAWIT PALM KERNEL OIL	18	18	2	18	18	-
BUNGA-BUNGAAN FLORICULTURE	2	2	-	3	3	-
BAHAN TANAMAN UNTUK PEMBIAKAN SEEDS AND BUDS FOR SOWING	0	0	1	0	0	1
LEMAK HAIWAN DAN SAYURAN/LAIN-LAIN BIJI-BIJI MINYAK ANIMAL AND VEGETABLE FATS/OTHER OIL SEEDS	254	253	109	301	301	154
GETAH ASLI DAN SUSU GETAH NATURAL RUBBER AND NATURAL GUMS IN PRIMARY FORMS	-	-	-	0	0	-
KULIT DAN BULU BINATANG HIDES AND SKIN	-	-	0	0	0	0
GENTIAN ASLI NATURAL FIBRES	0	0	0	0	0	0
HASIL PERHUTANAN FORESTRY PRODUCTS	127	124	301	144	140	362

Nota/Notes :

¹ Binatang Ternakan/Livestock

² Tidak Termasuk Ikan Hiasan/Excluding Ornamental Fish

**JADUAL 14: PERDAGANGAN LUAR NEGERI BAGI AGROMAKANAN DAN HASIL
PERTANIAN TERPILIH MENGIKUT NEGARA - NEW ZEALAND**
TABLE 14: EXTERNAL TRADE FOR AGROFOOD AND SELECTED
AGRICULTURAL PRODUCTS BY COUNTRIES - NEW ZEALAND

KATEGORI CATEGORY	RM JUTA/MILLION					
	2025			2026 (Jan.-Feb./Jan.-Feb.)		
	EKSPORT EXPORTS	EKSPORT DOMESTIK DOMESTIC EXPORTS	IMPORT IMPORTS	EKSPORT EXPORTS	EKSPORT DOMESTIK DOMESTIC EXPORTS	IMPORT IMPORTS
JUMLAH AGROMAKANAN DAN HASIL PERTANIAN TERPILIH TOTAL OF AGROFOOD AND SELECTED AGRICULTURAL PRODUCTS	1,612	1,546	3,958	351	333	702
JUMLAH AGROMAKANAN TOTAL OF AGROFOOD	763	703	3,513	142	125	647
TERNAKAN LIVESTOCK	0	0	2,914	1	0	571
BINATANG HIDUP ¹ LIVE ANIMALS ¹	-	-	82	-	-	13
DAGING DAN SEDIAAN DAGING MEAT AND MEAT PREPARATIONS	-	-	225	1	-	75
HASIL TENUSU DAIRY PRODUCTS	0	0	2,606	0	0	483
TELUR UNGGAS POULTRY EGGS	-	-	-	-	-	-
PERIKANAN FISHERIES	11	10	18	2	1	5
IKAN, KRUSTASEA, MOLUSKA DAN SEDIAAN ² FISH, CRUSTACEANS, MOLLUSCS AND PREPARATIONS ²	11	10	18	2	1	5
TANAMAN FOOD CROPS	215	155	287	34	19	21
BIJIRIN DAN SEDIAAN BIJIRIN CEREALS AND CEREAL PREPARATIONS	48	48	19	8	8	3
SAYUR-SAYURAN VEGETABLES	3	3	89	0	0	5
BUAH-BUAHAN FRUITS	1	1	158	0	0	9
GULA, SEDIAAN GULA DAN MADU SUGARS, SUGAR PREPARATIONS AND HONEY	27	27	11	1	1	2
KOPI, KOKO, TEH, REMPAH DAN KELUARAN COFFEE, COCOA, TEA, SPICES AND MANUFACTURES	137	78	10	24	9	1
LAIN-LAIN OTHERS	537	537	295	105	105	50
BAHAN MAKANAN UNTUK TERNAKAN FEEDING STUFF FOR ANIMALS	481	481	3	95	95	1
KELUARAN DAN SEDIAAN MAKANAN LAIN MISCELLANEOUS EDIBLE PRODUCTS AND PREPARATIONS	56	56	293	10	10	50
JUMLAH KEPERLUAN PERTANIAN TOTAL OF AGRICULTURAL INPUTS	110	109	7	94	94	0
BAJA FERTILIZERS	55	55	0	88	88	0
UBAT-UBATAN VETERINAR VETERINARY MEDICAMENTS	0	0	0	-	-	0
UBAT PEMBUNUH KUMAN, UBAT SERANGGA DSB. DISINFECTANTS, INSECTICIDES, FUNGICIDES, WEED KILLERS AND ANTI-SPROUTING PRODUCTS, ETC.	28	28	0	3	3	0
JENTERA PERTANIAN (TERMASUK TRAKTOR) DAN ALAT GANTI AGRICULTURAL MACHINERY (INCLUDING TRACTORS) AND PARTS	27	27	7	2	2	0

**JADUAL 14: PERDAGANGAN LUAR NEGERI BAGI AGROMAKANAN DAN HASIL
PERTANIAN TERPILIH MENGIKUT NEGARA - NEW ZEALAND**
TABLE 14: EXTERNAL TRADE FOR AGROFOOD AND SELECTED
AGRICULTURAL PRODUCTS BY COUNTRIES - NEW ZEALAND

KATEGORI CATEGORY	RM JUTA/MILLION					
	2025			2026 (Jan.-Feb./Jan.-Feb.)		
	EKSPORT EXPORTS	EKSPORT DOMESTIK DOMESTIC EXPORTS	IMPORT	EKSPORT EXPORTS	EKSPORT DOMESTIK DOMESTIC EXPORTS	IMPORT
JUMLAH KELUARAN PERTANIAN LAIN TOTAL OF OTHER AGRICULTURAL PRODUCTS	740	734	437	115	114	54
BINATANG HIDUP (BUKAN BINATANG TERNAKAN) LIVE ANIMALS (NON LIVESTOCK)	0	0	0	0	0	-
IKAN HIASAN ORNAMENTAL FISH	-	-	-	-	-	-
RUMPAI LAUT SEAWEED	0	0	0	-	-	0
LAIN-LAIN PRODUK IKAN OTHER FISH PRODUCTS	-	-	3	-	-	0
MINUMAN DAN TEMBAKAU BEVERAGES AND TOBACCO	7	7	11	1	1	2
MINYAK KELAPA SAWIT PALM OIL	119	119	-	34	34	-
MINYAK ISIRUNG KELAPA SAWIT PALM KERNEL OIL	7	7	-	4	4	-
BUNGA-BUNGAAN FLORICULTURE	6	6	0	1	1	-
BAHAN TANAMAN UNTUK PEMBIAKAN SEEDS AND BUDS FOR SOWING	0	0	0	0	0	-
LEMAK HAIWAN DAN SAYURAN/LAIN-LAIN BIJI-BIJI MINYAK ANIMAL AND VEGETABLE FATS/OTHER OIL SEEDS	396	396	112	42	42	15
GETAH ASLI DAN SUSU GETAH NATURAL RUBBER AND NATURAL GUMS IN PRIMARY FORMS	0	0	-	-	-	-
KULIT DAN BULU BINATANG HIDES AND SKIN	-	-	0	-	-	-
GENTIAN ASLI NATURAL FIBRES	0	0	0	0	0	0
HASIL PERHUTANAN FORESTRY PRODUCTS	203	199	311	33	32	36

Nota/Notes :

¹ Binatang Ternakan/Livestock

² Tidak Termasuk Ikan Hiasan/Excluding Ornamental Fish

**JADUAL 15: PERDAGANGAN LUAR NEGERI BAGI AGROMAKANAN DAN HASIL
PERTANIAN TERPILIH MENGIKUT NEGARA - BELANDA**
TABLE 15: EXTERNAL TRADE FOR AGROFOOD AND SELECTED
AGRICULTURAL PRODUCTS BY COUNTRIES - NETHERLANDS

KATEGORI CATEGORY	RM JUTA/MILLION					
	2023			2024		
	EKSPORT	EKSPORT DOMESTIK	IMPORT	EKSPORT	EKSPORT DOMESTIK	IMPORT
	EXPORTS	DOMESTIC EXPORTS	IMPORTS	EXPORTS	DOMESTIC EXPORTS	IMPORTS
JUMLAH AGROMAKANAN DAN HASIL PERTANIAN TERPILIH TOTAL OF AGROFOOD AND SELECTED AGRICULTURAL PRODUCTS	5,432	4,792	1,646	6,215	5,883	1,704
JUMLAH AGROMAKANAN TOTAL OF AGROFOOD	248	197	1,040	482	342	1,116
TERNAKAN LIVESTOCK	1	1	168	2	2	148
BINATANG HIDUP ¹ LIVE ANIMALS ¹	-	-	-	-	-	0
DAGING DAN SEDIAAN DAGING MEAT AND MEAT PREPARATIONS	1	1	35	0	0	20
HASIL TENUSU DAIRY PRODUCTS	0	0	131	2	2	128
TELUR UNGGAS POULTRY EGGS	0	0	2	0	0	0
PERIKANAN FISHERIES	0	0	49	0	0	29
IKAN, KRUSTASEA, MOLUSKA DAN SEDIAAN ² FISH, CRUSTACEANS, MOLLUSCS AND PREPARATIONS ²	0	0	49	0	0	29
TANAMAN FOOD CROPS	157	112	546	374	236	641
BIJIRIN DAN SEDIAAN BIJIRIN CEREALS AND CEREAL PREPARATIONS	7	7	27	7	7	30
SAYUR-SAYURAN VEGETABLES	0	0	323	1	1	316
BUAH-BUAHAN FRUITS	14	14	29	18	18	27
GULA, SEDIAAN GULA DAN MADU SUGARS, SUGAR PREPARATIONS AND HONEY	6	6	10	5	5	5
KOPI, KOKO, TEH, REMPAH DAN KELUARAN COFFEE, COCOA, TEA, SPICES AND MANUFACTURES	130	84	157	343	205	262
LAIN-LAIN OTHERS	90	84	277	107	105	298
BAHAN MAKANAN UNTUK TERNAKAN FEEDING STUFF FOR ANIMALS	60	56	33	68	68	37
KELUARAN DAN SEDIAAN MAKANAN LAIN MISCELLANEOUS EDIBLE PRODUCTS AND PREPARATIONS	30	28	244	39	37	261
JUMLAH KEPERLUAN PERTANIAN TOTAL OF AGRICULTURAL INPUTS	7	2	202	4	1	261
BAJA FERTILIZERS	0	0	87	-	-	126
UBAT-UBATAN VETERINAR VETERINARY MEDICAMENTS	0	0	40	0	0	52
UBAT PEMBUNUH KUMAN, UBAT SERANGGA DSB. DISINFECTANTS, INSECTICIDES, FUNGICIDES, WEED KILLERS AND ANTI-SPROUTING PRODUCTS, ETC.	0	0	25	0	0	36
JENTERA PERTANIAN (TERMASUK TRAKTOR) DAN ALAT GANTI AGRICULTURAL MACHINERY (INCLUDING TRACTORS) AND PARTS	7	2	49	4	1	46

**JADUAL 15: PERDAGANGAN LUAR NEGERI BAGI AGROMAKANAN DAN HASIL
PERTANIAN TERPILIH MENGIKUT NEGARA - BELANDA**
TABLE 15: EXTERNAL TRADE FOR AGROFOOD AND SELECTED
AGRICULTURAL PRODUCTS BY COUNTRIES - NETHERLANDS

KATEGORI CATEGORY	2023			2024		
	EKSPORT	EKSPORT DOMESTIK	IMPORT	EKSPORT	EKSPORT DOMESTIK	IMPORT
	EXPORTS	DOMESTIC EXPORTS	IMPORTS	EXPORTS	DOMESTIC EXPORTS	IMPORTS
JUMLAH KELUARAN PERTANIAN LAIN TOTAL OF OTHER AGRICULTURAL PRODUCTS	5,177	4,593	405	5,728	5,540	327
BINATANG HIDUP (BUKAN BINATANG TERNAKAN) LIVE ANIMALS (NON LIVESTOCK)	0	0	1	0	0	1
IKAN HIASAN ORNAMENTAL FISH	0	0	-	0	0	-
RUMPAI LAUT SEAWEED	0	0	0	-	-	-
LAIN-LAIN PRODUK IKAN OTHER FISH PRODUCTS	-	-	3	-	-	1
MINUMAN DAN TEMBAKAU BEVERAGES AND TOBACCO	53	44	87	16	5	77
MINYAK KELAPA SAWIT PALM OIL	1,746	1,737	-	2,529	2,494	-
MINYAK ISIRUNG KELAPA SAWIT PALM KERNEL OIL	1,099	855	-	1,230	1,214	-
BUNGA-BUNGAAN FLORICULTURE	0	0	1	0	0	1
BAHAN TANAMAN UNTUK PEMBIAKAN SEEDS AND BUDS FOR SOWING	2	2	10	1	0	11
LEMAK HAIWAN DAN SAYURAN/LAIN-LAIN BIJI-BIJI MINYAK ANIMAL AND VEGETABLE FATS/OTHER OIL SEEDS	1,591	1,289	154	1,387	1,278	81
GETAH ASLI DAN SUSU GETAH NATURAL RUBBER AND NATURAL GUMS IN PRIMARY FORMS	11	9	-	5	2	-
KULIT DAN BULU BINATANG HIDES AND SKIN	0	0	0	-	-	1
GENTIAN ASLI NATURAL FIBRES	94	94	1	50	50	1
HASIL PERHUTANAN FORESTRY PRODUCTS	581	563	147	509	494	154

Nota/Notes:

¹ Binatang Ternakan/Livestock

² Tidak Termasuk Ikan Hiasan/Excluding Ornamental Fish

**JADUAL 15: PERDAGANGAN LUAR NEGERI BAGI AGROMAKANAN DAN HASIL
PERTANIAN TERPILIH MENGIKUT NEGARA - BELANDA**
TABLE 15: EXTERNAL TRADE FOR AGROFOOD AND SELECTED
AGRICULTURAL PRODUCTS BY COUNTRIES - NETHERLANDS

KATEGORI CATEGORY	RM JUTA/MILLION					
	2025			2026 (Jan.-Feb./Jan.-Feb.)		
	EKSPORT EXPORTS	EKSPORT DOMESTIK DOMESTIC EXPORTS	IMPORT IMPORTS	EKSPORT EXPORTS	EKSPORT DOMESTIK DOMESTIC EXPORTS	IMPORT IMPORTS
JUMLAH AGROMAKANAN DAN HASIL PERTANIAN TERPILIH TOTAL OF AGROFOOD AND SELECTED AGRICULTURAL PRODUCTS	5,839	5,444	1,693	1,021	746	228
JUMLAH AGROMAKANAN TOTAL OF AGROFOOD	306	263	1,117	17	9	159
TERNAKAN LIVESTOCK	3	1	237	0	0	33
BINATANG HIDUP ¹ LIVE ANIMALS ¹	-	-	-	-	-	-
DAGING DAN SEDIAAN DAGING MEAT AND MEAT PREPARATIONS	0	0	148	0	0	24
HASIL TENUSU DAIRY PRODUCTS	3	1	89	-	-	9
TELUR UNGGAS POULTRY EGGS	0	0	-	-	-	-
PERIKANAN FISHERIES	1	1	28	0	0	3
IKAN, KRUSTASEA, MOLUSKA DAN SEDIAAN ² FISH, CRUSTACEANS, MOLLUSCS AND PREPARATIONS ²	1	1	28	0	0	3
TANAMAN FOOD CROPS	204	164	541	12	4	78
BIJIRIN DAN SEDIAAN BIJIRIN CEREALS AND CEREAL PREPARATIONS	6	6	24	2	2	3
SAYUR-SAYURAN VEGETABLES	3	3	290	0	0	50
BUAH-BUAHAN FRUITS	18	18	21	1	1	5
GULA, SEDIAAN GULA DAN MADU SUGARS, SUGAR PREPARATIONS AND HONEY	25	25	5	0	0	1
KOPI, KOKO, TEH, REMPAH DAN KELUARAN COFFEE, COCOA, TEA, SPICES AND MANUFACTURES	153	113	200	9	1	20
LAIN-LAIN OTHERS	99	98	311	5	5	45
BAHAN MAKANAN UNTUK TERNAKAN FEEDING STUFF FOR ANIMALS	59	59	42	1	1	8
KELUARAN DAN SEDIAAN MAKANAN LAIN MISCELLANEOUS EDIBLE PRODUCTS AND PREPARATIONS	40	39	268	4	4	37
JUMLAH KEPERLUAN PERTANIAN TOTAL OF AGRICULTURAL INPUTS	7	6	258	2	2	31
BAJA FERTILIZERS	2	2	113	1	1	18
UBAT-UBATAN VETERINAR VETERINARY MEDICAMENTS	1	1	54	0	0	5
UBAT PEMBUNUH KUMAN, UBAT SERANGGA DSB. DISINFECTANTS, INSECTICIDES, FUNGICIDES, WEED KILLERS AND ANTI-SPROUTING PRODUCTS, ETC.	0	0	36	-	-	3
JENTERA PERTANIAN (TERMASUK TRAKTOR) DAN ALAT GANTI AGRICULTURAL MACHINERY (INCLUDING TRACTORS) AND PARTS	4	3	56	1	0	4

**JADUAL 15: PERDAGANGAN LUAR NEGERI BAGI AGROMAKANAN DAN HASIL
PERTANIAN TERPILIH MENGIKUT NEGARA - BELANDA**
TABLE 15: EXTERNAL TRADE FOR AGROFOOD AND SELECTED
AGRICULTURAL PRODUCTS BY COUNTRIES - NETHERLANDS

KATEGORI CATEGORY	RM JUTA/MILLION					
	2025			2026 (Jan.-Feb./Jan.-Feb.)		
	EKSPORT EXPORTS	EKSPORT DOMESTIK DOMESTIC EXPORTS	IMPORT	EKSPORT EXPORTS	EKSPORT DOMESTIK DOMESTIC EXPORTS	IMPORT
JUMLAH KELUARAN PERTANIAN LAIN TOTAL OF OTHER AGRICULTURAL PRODUCTS	5,525	5,175	317	1,002	736	38
BINATANG HIDUP (BUKAN BINATANG TERNAKAN) LIVE ANIMALS (NON LIVESTOCK)	0	0	1	0	0	0
IKAN HIASAN ORNAMENTAL FISH	0	0	-	0	0	-
RUMPAI LAUT SEAWEED	-	-	0	-	-	-
LAIN-LAIN PRODUK IKAN OTHER FISH PRODUCTS	-	-	0	-	-	-
MINUMAN DAN TEMBAKAU BEVERAGES AND TOBACCO	61	49	109	9	8	21
MINYAK KELAPA SAWIT PALM OIL	2,200	2,177	-	354	354	-
MINYAK ISIRUNG KELAPA SAWIT PALM KERNEL OIL	1,308	1,247	-	162	130	-
BUNGA-BUNGAAN FLORICULTURE	1	1	0	0	0	0
BAHAN TANAMAN UNTUK PEMBIAKAN SEEDS AND BUDS FOR SOWING	1	1	14	0	0	2
LEMAK HAIWAN DAN SAYURAN/LAIN-LAIN BIJI-BIJI MINYAK ANIMAL AND VEGETABLE FATS/OTHER OIL SEEDS	1,515	1,281	70	412	185	3
GETAH ASLI DAN SUSU GETAH NATURAL RUBBER AND NATURAL GUMS IN PRIMARY FORMS	5	2	-	1	1	-
KULIT DAN BULU BINATANG HIDES AND SKIN	-	-	0	-	-	0
GENTIAN ASLI NATURAL FIBRES	43	43	0	9	9	0
HASIL PERHUTANAN FORESTRY PRODUCTS	393	373	121	55	49	12

Nota/Notes :

¹ Binatang Ternakan/Livestock

² Tidak Termasuk Ikan Hiasan/Excluding Ornamental Fish

JADUAL 16: PERDAGANGAN LUAR NEGERI BAGI AGROMAKANAN DAN HASIL PERTANIAN TERPILIH MENGIKUT NEGARA - REPUBLIK RAKYAT CHINA
TABLE 16: EXTERNAL TRADE FOR AGROFOOD AND SELECTED AGRICULTURAL PRODUCTS BY COUNTRIES - PEOPLE'S REPUBLIC OF CHINA

KATEGORI CATEGORY	RM JUTA/MILLION					
	2023			2024		
	EKSPORT EXPORTS	EKSPORT DOMESTIK DOMESTIC EXPORTS	IMPORT IMPORTS	EKSPORT EXPORTS	EKSPORT DOMESTIK DOMESTIC EXPORTS	IMPORT IMPORTS
JUMLAH AGROMAKANAN DAN HASIL PERTANIAN TERPILIH TOTAL OF AGROFOOD AND SELECTED AGRICULTURAL PRODUCTS	21,847	19,746	17,882	23,427	21,338	21,877
JUMLAH AGROMAKANAN TOTAL OF AGROFOOD	6,245	5,802	9,095	5,780	5,381	11,384
TERNAKAN LIVESTOCK	53	16	154	99	98	267
BINATANG HIDUP ¹ LIVE ANIMALS ¹	0	0	-	-	-	-
DAGING DAN SEDIAAN DAGING MEAT AND MEAT PREPARATIONS	38	1	150	1	0	258
HASIL TENUSU DAIRY PRODUCTS	15	14	1	99	98	1
TELUR UNGGAS POULTRY EGGS	0	0	4	0	0	7
PERIKANAN FISHERIES	1,229	1,226	1,317	1,100	1,092	1,362
IKAN, KRUSTASEA, MOLUSKA DAN SEDIAAN ² FISH, CRUSTACEANS, MOLLUSCS AND PREPARATIONS ²	1,229	1,226	1,317	1,100	1,092	1,362
TANAMAN FOOD CROPS	2,846	2,595	6,436	2,877	2,603	8,429
BIJIRIN DAN SEDIAAN BIJIRIN CEREALS AND CEREAL PREPARATIONS	243	242	263	190	188	408
SAYUR-SAYURAN VEGETABLES	6	6	3,498	9	8	4,682
BUAH-BUAHAN FRUITS	1,277	1,276	1,393	1,122	1,120	1,870
GULA, SEDIAAN GULA DAN MADU SUGARS, SUGAR PREPARATIONS AND HONEY	289	288	521	279	277	678
KOPI, KOKO, TEH, REMPAH DAN KELUARAN COFFEE, COCOA, TEA, SPICES AND MANUFACTURES	1,031	782	762	1,277	1,010	791
LAIN-LAIN OTHERS	2,117	1,965	1,188	1,703	1,588	1,326
BAHAN MAKANAN UNTUK TERNAKAN FEEDING STUFF FOR ANIMALS	513	512	378	317	315	459
KELUARAN DAN SEDIAAN MAKANAN LAIN MISCELLANEOUS EDIBLE PRODUCTS AND PREPARATIONS	1,605	1,453	809	1,386	1,274	867
JUMLAH KEPERLUAN PERTANIAN TOTAL OF AGRICULTURAL INPUTS	315	295	2,561	223	221	2,421
BAJA FERTILIZERS	8	6	1,512	3	3	1,064
UBAT-UBATAN VETERINAR VETERINARY MEDICAMENTS	0	0	6	0	-	7
UBAT PEMBUNUH KUMAN, UBAT SERANGGA DSB. DISINFECTANTS, INSECTICIDES, FUNGICIDES, WEED KILLERS AND ANTI-SPROUTING PRODUCTS, ETC.	300	283	434	214	213	438
JENTERA PERTANIAN (TERMASUK TRAKTOR) DAN ALAT GANTI AGRICULTURAL MACHINERY (INCLUDING TRACTORS) AND PARTS	7	6	609	5	5	912

**JADUAL 16: PERDAGANGAN LUAR NEGERI BAGI AGROMAKANAN DAN HASIL
PERTANIAN TERPILIH MENGIKUT NEGARA - REPUBLIK RAKYAT CHINA**
TABLE 16: EXTERNAL TRADE FOR AGROFOOD AND SELECTED
AGRICULTURAL PRODUCTS BY COUNTRIES - PEOPLE'S REPUBLIC OF CHINA

KATEGORI CATEGORY	RM JUTA/MILLION					
	2023			2024		
	EKSPORT EXPORTS	EKSPORT DOMESTIK DOMESTIC EXPORTS	IMPORT IMPORTS	EKSPORT EXPORTS	EKSPORT DOMESTIK DOMESTIC EXPORTS	IMPORT IMPORTS
JUMLAH KELUARAN PERTANIAN LAIN TOTAL OF OTHER AGRICULTURAL PRODUCTS	15,287	13,650	6,226	17,424	15,736	8,072
BINATANG HIDUP (BUKAN BINATANG TERNAKAN) LIVE ANIMALS (NON LIVESTOCK)	0	0	1	2	2	2
IKAN HIASAN ORNAMENTAL FISH	48	48	12	33	33	7
RUMPAI LAUT SEAWEED	0	0	40	0	0	44
LAIN-LAIN PRODUK IKAN OTHER FISH PRODUCTS	62	0	12	83	0	7
MINUMAN DAN TEMBAKAU BEVERAGES AND TOBACCO	155	41	132	158	36	143
MINYAK KELAPA SAWIT PALM OIL	4,281	4,281	0	4,517	4,517	0
MINYAK ISIRUNG KELAPA SAWIT PALM KERNEL OIL	691	688	41	1,210	1,206	62
BUNGA-BUNGAAN FLORICULTURE	2	2	17	4	3	30
BAHAN TANAMAN UNTUK PEMBIAKAN SEEDS AND BUDS FOR SOWING	0	0	32	0	0	45
LEMAK HAIWAN DAN SAYURAN/LAIN-LAIN BIJI-BIJI MINYAK ANIMAL AND VEGETABLE FATS/OTHER OIL SEEDS	1,429	1,419	1,035	1,186	1,179	1,879
GETAH ASLI DAN SUSU GETAH NATURAL RUBBER AND NATURAL GUMS IN PRIMARY FORMS	1,749	1,676	60	1,731	1,610	11
KULIT DAN BULU BINATANG HIDES AND SKIN	4	4	43	6	6	43
GENTIAN ASLI NATURAL FIBRES	1,015	1,001	135	1,177	1,166	116
HASIL PERHUTANAN FORESTRY PRODUCTS	5,851	4,490	4,668	7,319	5,980	5,684

Nota/Notes:

¹ Binatang Ternakan/Livestock

² Tidak Termasuk Ikan Hiasan/Excluding Ornamental Fish

JADUAL 16: PERDAGANGAN LUAR NEGERI BAGI AGROMAKANAN DAN HASIL PERTANIAN TERPILIH MENGIKUT NEGARA - REPUBLIK RAKYAT CHINA
TABLE 16: EXTERNAL TRADE FOR AGROFOOD AND SELECTED AGRICULTURAL PRODUCTS BY COUNTRIES - PEOPLE'S REPUBLIC OF CHINA

KATEGORI CATEGORY	RM JUTA/MILLION					
	2025			2026 (Jan.-Feb./Jan.-Feb.)		
	EKSPORT EXPORTS	EKSPORT DOMESTIK DOMESTIC EXPORTS	IMPORT IMPORTS	EKSPORT EXPORTS	EKSPORT DOMESTIK DOMESTIC EXPORTS	IMPORT IMPORTS
JUMLAH AGROMAKANAN DAN HASIL PERTANIAN TERPILIH TOTAL OF AGROFOOD AND SELECTED AGRICULTURAL PRODUCTS	21,813	19,082	22,589	2,814	2,356	4,143
JUMLAH AGROMAKANAN TOTAL OF AGROFOOD	6,396	5,535	10,917	1,197	1,021	2,262
TERNAKAN LIVESTOCK	64	62	397	1	1	59
BINATANG HIDUP ¹ LIVE ANIMALS ¹	-	-	-	0	-	-
DAGING DAN SEDIAAN DAGING MEAT AND MEAT PREPARATIONS	0	0	381	-	-	56
HASIL TENUSU DAIRY PRODUCTS	64	62	9	1	1	2
TELUR UNGGAS POULTRY EGGS	0	0	7	-	-	1
PERIKANAN FISHERIES	920	915	1,549	144	144	291
IKAN, KRUSTASEA, MOLUSKA DAN SEDIAAN ² FISH, CRUSTACEANS, MOLLUSCS AND PREPARATIONS ²	920	915	1,549	144	144	291
TANAMAN FOOD CROPS	3,574	3,002	7,412	643	579	1,561
BIJIRIN DAN SEDIAAN BIJIRIN CEREALS AND CEREAL PREPARATIONS	169	168	466	24	24	87
SAYUR-SAYURAN VEGETABLES	10	9	3,752	1	0	695
BUAH-BUAHAN FRUITS	1,219	1,171	1,779	366	359	524
GULA, SEDIAAN GULA DAN MADU SUGARS, SUGAR PREPARATIONS AND HONEY	671	545	726	42	42	117
KOPI, KOKO, TEH, REMPAH DAN KELUARAN COFFEE, COCOA, TEA, SPICES AND MANUFACTURES	1,505	1,108	689	210	152	138
LAIN-LAIN OTHERS	1,839	1,555	1,559	409	298	351
BAHAN MAKANAN UNTUK TERNAKAN FEEDING STUFF FOR ANIMALS	435	435	503	80	80	138
KELUARAN DAN SEDIAAN MAKANAN LAIN MISCELLANEOUS EDIBLE PRODUCTS AND PREPARATIONS	1,404	1,121	1,056	329	218	213
JUMLAH KEPERLUAN PERTANIAN TOTAL OF AGRICULTURAL INPUTS	214	209	2,681	26	26	320
BAJA FERTILIZERS	3	3	1,355	5	5	91
UBAT-UBATAN VETERINAR VETERINARY MEDICAMENTS	0	0	10	-	-	9
UBAT PEMBUNUH KUMAN, UBAT SERANGGA DSB. DISINFECTANTS, INSECTICIDES, FUNGICIDES, WEED KILLERS AND ANTI-SPROUTING PRODUCTS, ETC.	199	199	501	21	21	82
JENTERA PERTANIAN (TERMASUK TRAKTOR) DAN ALAT GANTI AGRICULTURAL MACHINERY (INCLUDING TRACTORS) AND PARTS	13	8	816	0	0	139

JADUAL 16: PERDAGANGAN LUAR NEGERI BAGI AGROMAKANAN DAN HASIL PERTANIAN TERPILIH MENGIKUT NEGARA - REPUBLIK RAKYAT CHINA
TABLE 16: EXTERNAL TRADE FOR AGROFOOD AND SELECTED AGRICULTURAL PRODUCTS BY COUNTRIES - PEOPLE'S REPUBLIC OF CHINA

KATEGORI CATEGORY	RM JUTA/MILLION					
	2025			2026 (Jan.-Feb./Jan.-Feb.)		
	EKSPORT EXPORTS	EKSPORT DOMESTIK DOMESTIC EXPORTS	IMPORT IMPORTS	EKSPORT EXPORTS	EKSPORT DOMESTIK DOMESTIC EXPORTS	IMPORT IMPORTS
JUMLAH KELUARAN PERTANIAN LAIN TOTAL OF OTHER AGRICULTURAL PRODUCTS	15,202	13,338	8,990	1,590	1,309	1,561
BINATANG HIDUP (BUKAN BINATANG TERNAKAN) <i>LIVE ANIMALS (NON LIVESTOCK)</i>	1	1	3	-	-	0
IKAN HIASAN <i>ORNAMENTAL FISH</i>	25	25	3	3	3	0
RUMPAI LAUT <i>SEAWEED</i>	0	0	40	-	-	8
LAIN-LAIN PRODUK IKAN <i>OTHER FISH PRODUCTS</i>	55	0	10	24	-	1
MINUMAN DAN TEMBAKAU <i>BEVERAGES AND TOBACCO</i>	116	22	180	30	2	44
MINYAK KELAPA SAWIT <i>PALM OIL</i>	3,022	3,022	1	352	352	-
MINYAK ISIRUNG KELAPA SAWIT <i>PALM KERNEL OIL</i>	2,261	2,172	34	23	15	6
BUNGA-BUNGAAN <i>FLORICULTURE</i>	3	3	41	1	1	6
BAHAN TANAMAN UNTUK PEMBIAKAN <i>SEEDS AND BUDS FOR SOWING</i>	0	0	38	-	-	8
LEMAK HAIWAN DAN SAYURAN/LAIN-LAIN BIJI-BIJI MINYAK <i>ANIMAL AND VEGETABLE FATS/OTHER OIL SEEDS</i>	1,272	1,260	2,461	118	118	435
GETAH ASLI DAN SUSU GETAH <i>NATURAL RUBBER AND NATURAL GUMS IN PRIMARY FORMS</i>	1,779	1,682	15	249	247	5
KULIT DAN BULU BINATANG <i>HIDES AND SKIN</i>	8	7	38	1	1	6
GENTIAN ASLI <i>NATURAL FIBRES</i>	1,119	1,109	112	178	178	16
HASIL PERHUTANAN <i>FORESTRY PRODUCTS</i>	5,542	4,036	6,015	612	392	1,025

Nota/Notes :

¹ Binatang Ternakan/Livestock

² Tidak Termasuk Ikan Hiasan/Excluding Ornamental Fish

**JADUAL 17: PERDAGANGAN LUAR NEGERI BAGI AGROMAKANAN DAN HASIL
PERTANIAN TERPILIH MENGIKUT NEGARA - THAILAND**
TABLE 17: EXTERNAL TRADE FOR AGROFOOD AND SELECTED
AGRICULTURAL PRODUCTS BY COUNTRIES - THAILAND

KATEGORI CATEGORY	RM JUTA/MILLION					
	2023			2024		
	EKSPORT	EKSPORT DOMESTIK	IMPORT	EKSPORT	EKSPORT DOMESTIK	IMPORT
	EXPORTS	DOMESTIC EXPORTS	IMPORTS	EXPORTS	DOMESTIC EXPORTS	IMPORTS
JUMLAH AGROMAKANAN DAN HASIL PERTANIAN TERPILIH TOTAL OF AGROFOOD AND SELECTED AGRICULTURAL PRODUCTS	5,654	5,198	14,471	5,805	5,453	15,163
JUMLAH AGROMAKANAN TOTAL OF AGROFOOD	2,709	2,596	8,540	3,211	3,083	7,663
TERNAKAN LIVESTOCK	243	242	2,049	157	156	1,906
BINATANG HIDUP ¹ LIVE ANIMALS ¹	1	1	48	2	2	50
DAGING DAN SEDIAAN DAGING MEAT AND MEAT PREPARATIONS	214	214	1,777	105	105	1,628
HASIL TENUSU DAIRY PRODUCTS	27	26	224	46	45	227
TELUR UNGGAS POULTRY EGGS	1	1	0	5	5	0
PERIKANAN FISHERIES	184	181	757	250	245	795
IKAN, KRUSTASEA, MOLUSKA DAN SEDIAAN ² FISH, CRUSTACEANS, MOLLUSCS AND PREPARATIONS ²	184	181	757	250	245	795
TANAMAN FOOD CROPS	1,545	1,452	3,743	2,034	1,916	2,897
BIJIRIN DAN SEDIAAN BIJIRIN CEREALS AND CEREAL PREPARATIONS	433	431	1,247	444	442	969
SAYUR-SAYURAN VEGETABLES	273	251	411	343	315	489
BUAH-BUAHAN FRUITS	39	37	448	46	38	413
GULA, SEDIAAN GULA DAN MADU SUGARS, SUGAR PREPARATIONS AND HONEY	69	65	1,568	86	81	958
KOPI, KOKO, TEH, REMPAH DAN KELUARAN COFFEE, COCOA, TEA, SPICES AND MANUFACTURES	731	668	68	1,115	1,041	68
LAIN-LAIN OTHERS	737	721	1,992	769	766	2,065
BAHAN MAKANAN UNTUK TERNAKAN FEEDING STUFF FOR ANIMALS	91	91	815	67	67	895
KELUARAN DAN SEDIAAN MAKANAN LAIN MISCELLANEOUS EDIBLE PRODUCTS AND PREPARATIONS	645	631	1,177	703	699	1,171
JUMLAH KEPERLUAN PERTANIAN TOTAL OF AGRICULTURAL INPUTS	1,233	1,150	999	888	858	1,251
BAJA FERTILIZERS	971	906	24	615	597	17
UBAT-UBATAN VETERINAR VETERINARY MEDICAMENTS	0	0	4	0	0	3
UBAT PEMBUNUH KUMAN, UBAT SERANGGA DSB. DISINFECTANTS, INSECTICIDES, FUNGICIDES, WEED KILLERS AND ANTI-SPROUTING PRODUCTS, ETC.	152	136	222	137	134	254
JENTERA PERTANIAN (TERMASUK TRAKTOR) DAN ALAT GANTI AGRICULTURAL MACHINERY (INCLUDING TRACTORS) AND PARTS	110	107	750	136	127	977

**JADUAL 17: PERDAGANGAN LUAR NEGERI BAGI AGROMAKANAN DAN HASIL
PERTANIAN TERPILIH MENGIKUT NEGARA - THAILAND**
TABLE 17: EXTERNAL TRADE FOR AGROFOOD AND SELECTED
AGRICULTURAL PRODUCTS BY COUNTRIES - THAILAND

KATEGORI CATEGORY	RM JUTA/MILLION					
	2023			2024		
	EKSPORT EXPORTS	EKSPORT DOMESTIK DOMESTIC EXPORTS	IMPORT IMPORTS	EKSPORT EXPORTS	EKSPORT DOMESTIK DOMESTIC EXPORTS	IMPORT IMPORTS
JUMLAH KELUARAN PERTANIAN LAIN TOTAL OF OTHER AGRICULTURAL PRODUCTS	1,712	1,453	4,931	1,705	1,512	6,249
BINATANG HIDUP (BUKAN BINATANG TERNAKAN) LIVE ANIMALS (NON LIVESTOCK)	0	0	0	0	0	0
IKAN HIASAN ORNAMENTAL FISH	1	1	42	1	1	29
RUMPAI LAUT SEAWEED	4	4	3	5	4	4
LAIN-LAIN PRODUK IKAN OTHER FISH PRODUCTS	3	3	13	4	4	12
MINUMAN DAN TEMBAKAU BEVERAGES AND TOBACCO	258	103	312	221	103	394
MINYAK KELAPA SAWIT PALM OIL	202	202	-	124	124	0
MINYAK ISIRUNG KELAPA SAWIT PALM KERNEL OIL	84	84	369	83	83	529
BUNGA-BUNGAAN FLORICULTURE	27	27	10	26	26	19
BAHAN TANAMAN UNTUK PEMBIAKAN SEEDS AND BUDS FOR SOWING	6	6	20	6	6	24
LEMAK HAIWAN DAN SAYURAN/LAIN-LAIN BIJI-BIJI MINYAK ANIMAL AND VEGETABLE FATS/OTHER OIL SEEDS	230	206	591	232	227	785
GETAH ASLI DAN SUSU GETAH NATURAL RUBBER AND NATURAL GUMS IN PRIMARY FORMS	31	30	2,485	19	15	3,142
KULIT DAN BULU BINATANG HIDES AND SKIN	61	61	32	51	51	33
GENTIAN ASLI NATURAL FIBRES	80	77	24	76	72	17
HASIL PERHUTANAN FORESTRY PRODUCTS	726	650	1,029	858	797	1,262

Nota/Notes:

¹ Binatang Ternakan/Livestock

² Tidak Termasuk Ikan Hiasan/Excluding Ornamental Fish

**JADUAL 17: PERDAGANGAN LUAR NEGERI BAGI AGROMAKANAN DAN HASIL
PERTANIAN TERPILIH MENGIKUT NEGARA - THAILAND**
TABLE 17: EXTERNAL TRADE FOR AGROFOOD AND SELECTED
AGRICULTURAL PRODUCTS BY COUNTRIES - THAILAND

KATEGORI CATEGORY	RM JUTA/MILLION					
	2025			2026 (Jan.-Feb./Jan.-Feb.)		
	EKSPORT EXPORTS	EKSPORT DOMESTIK DOMESTIC EXPORTS	IMPORT IMPORTS	EKSPORT EXPORTS	EKSPORT DOMESTIK DOMESTIC EXPORTS	IMPORT IMPORTS
JUMLAH AGROMAKANAN DAN HASIL PERTANIAN TERPILIH TOTAL OF AGROFOOD AND SELECTED AGRICULTURAL PRODUCTS	6,192	5,821	14,137	1,042	987	2,259
JUMLAH AGROMAKANAN TOTAL OF AGROFOOD	3,444	3,257	7,250	555	530	1,262
TERNAKAN LIVESTOCK	175	172	2,023	34	31	349
BINATANG HIDUP ¹ LIVE ANIMALS ¹	2	2	97	0	0	25
DAGING DAN SEDIAAN DAGING MEAT AND MEAT PREPARATIONS	88	87	1,705	21	18	292
HASIL TENUSU DAIRY PRODUCTS	79	77	221	12	12	32
TELUR UNGGAS POULTRY EGGS	6	6	0	0	0	0
PERIKANAN FISHERIES	273	263	684	19	18	134
IKAN, KRUSTASEA, MOLUSKA DAN SEDIAAN ² FISH, CRUSTACEANS, MOLLUSCS AND PREPARATIONS ²	273	263	684	19	18	134
TANAMAN FOOD CROPS	2,278	2,112	2,586	397	377	477
BIJIRIN DAN SEDIAAN BIJIRIN CEREALS AND CEREAL PREPARATIONS	431	427	888	62	62	146
SAYUR-SAYURAN VEGETABLES	320	318	447	77	77	87
BUAH-BUAHAN FRUITS	33	32	421	6	6	46
GULA, SEDIAAN GULA DAN MADU SUGARS, SUGAR PREPARATIONS AND HONEY	53	50	758	8	8	187
KOPI, KOKO, TEH, REMPAH DAN KELUARAN COFFEE, COCOA, TEA, SPICES AND MANUFACTURES	1,441	1,286	71	244	225	10
LAIN-LAIN OTHERS	718	710	1,958	105	104	303
BAHAN MAKANAN UNTUK TERNAKAN FEEDING STUFF FOR ANIMALS	73	66	758	6	5	106
KELUARAN DAN SEDIAAN MAKANAN LAIN MISCELLANEOUS EDIBLE PRODUCTS AND PREPARATIONS	645	643	1,200	99	99	196
JUMLAH KEPERLUAN PERTANIAN TOTAL OF AGRICULTURAL INPUTS	1,018	998	804	182	179	73
BAJA FERTILIZERS	722	715	12	140	138	1
UBAT-UBATAN VETERINAR VETERINARY MEDICAMENTS	0	0	4	0	0	0
UBAT PEMBUNUH KUMAN, UBAT SERANGGA DSB. DISINFECTANTS, INSECTICIDES, FUNGICIDES, WEED KILLERS AND ANTI-SPROUTING PRODUCTS, ETC.	150	142	221	16	16	36
JENTERA PERTANIAN (TERMASUK TRAKTOR) DAN ALAT GANTI AGRICULTURAL MACHINERY (INCLUDING TRACTORS) AND PARTS	146	140	568	27	25	36

**JADUAL 17: PERDAGANGAN LUAR NEGERI BAGI AGROMAKANAN DAN HASIL
PERTANIAN TERPILIH MENGIKUT NEGARA - THAILAND**
TABLE 17: EXTERNAL TRADE FOR AGROFOOD AND SELECTED
AGRICULTURAL PRODUCTS BY COUNTRIES - THAILAND

KATEGORI CATEGORY	RM JUTA/MILLION					
	2025			2026 (Jan.-Feb./Jan.-Feb.)		
	EKSPORT EXPORTS	EKSPORT DOMESTIK DOMESTIC EXPORTS	IMPORT IMPORTS	EKSPORT EXPORTS	EKSPORT DOMESTIK DOMESTIC EXPORTS	IMPORT IMPORTS
JUMLAH KELUARAN PERTANIAN LAIN TOTAL OF OTHER AGRICULTURAL PRODUCTS	1,730	1,567	6,083	306	278	924
BINATANG HIDUP (BUKAN BINATANG TERNAKAN) LIVE ANIMALS (NON LIVESTOCK)	0	0	0	0	0	0
IKAN HIASAN ORNAMENTAL FISH	0	0	12	0	0	0
RUMPAI LAUT SEAWEED	3	3	4	0	0	0
LAIN-LAIN PRODUK IKAN OTHER FISH PRODUCTS	3	3	7	0	0	1
MINUMAN DAN TEMBAKAU BEVERAGES AND TOBACCO	199	96	300	32	14	51
MINYAK KELAPA SAWIT PALM OIL	88	88	-	11	11	-
MINYAK ISIRUNG KELAPA SAWIT PALM KERNEL OIL	109	109	936	27	26	73
BUNGA-BUNGAAN FLORICULTURE	24	24	7	3	3	1
BAHAN TANAMAN UNTUK PEMBIAKAN SEEDS AND BUDS FOR SOWING	6	6	36	1	1	2
LEMAK HAIWAN DAN SAYURAN/LAIN-LAIN BIJI-BIJI MINYAK ANIMAL AND VEGETABLE FATS/OTHER OIL SEEDS	224	221	1,010	42	41	148
GETAH ASLI DAN SUSU GETAH NATURAL RUBBER AND NATURAL GUMS IN PRIMARY FORMS	7	5	2,529	0	0	448
KULIT DAN BULU BINATANG HIDES AND SKIN	59	59	23	10	10	2
GENTIAN ASLI NATURAL FIBRES	69	68	21	9	9	4
HASIL PERHUTANAN FORESTRY PRODUCTS	940	883	1,197	171	163	193

Nota/Notes :

¹ Binatang Ternakan/Livestock

² Tidak Termasuk Ikan Hiasan/Excluding Ornamental Fish

JADUAL 18: PERDAGANGAN LUAR NEGERI BAGI AGROMAKANAN DAN HASIL PERTANIAN TERPILIH MENGIKUT NEGARA - SINGAPURA
TABLE 18: EXTERNAL TRADE FOR AGROFOOD AND SELECTED AGRICULTURAL PRODUCTS BY COUNTRIES - SINGAPORE

KATEGORI CATEGORY	RM JUTA/MILLION					
	2023			2024		
	EKSPORT EXPORTS	EKSPORT DOMESTIK DOMESTIC EXPORTS	IMPORT IMPORTS	EKSPORT EXPORTS	EKSPORT DOMESTIK DOMESTIC EXPORTS	IMPORT IMPORTS
JUMLAH AGROMAKANAN DAN HASIL PERTANIAN TERPILIH TOTAL OF AGROFOOD AND SELECTED AGRICULTURAL PRODUCTS	16,986	13,197	4,499	18,348	13,683	4,495
JUMLAH AGROMAKANAN TOTAL OF AGROFOOD	9,192	7,861	3,072	11,250	8,122	2,998
TERNAKAN LIVESTOCK	2,210	2,125	87	2,115	2,006	88
BINATANG HIDUP ¹ LIVE ANIMALS ¹	1,058	1,058	-	1,046	1,046	0
DAGING DAN SEDIAAN DAGING MEAT AND MEAT PREPARATIONS	202	202	27	226	226	11
HASIL TENUSU DAIRY PRODUCTS	295	211	60	316	207	77
TELUR UNGGAS POULTRY EGGS	654	654	0	528	528	0
PERIKANAN FISHERIES	742	735	112	748	737	108
IKAN, KRUSTASEA, MOLUSKA DAN SEDIAAN ² FISH, CRUSTACEANS, MOLLUSCS AND PREPARATIONS ²	742	735	112	748	737	108
TANAMAN FOOD CROPS	4,698	3,479	850	6,855	3,866	929
BIJIRIN DAN SEDIAAN BIJIRIN CEREALS AND CEREAL PREPARATIONS	996	991	233	1,068	1,058	249
SAYUR-SAYURAN VEGETABLES	914	909	17	1,007	1,002	23
BUAH-BUAHAN FRUITS	598	562	46	588	557	43
GULA, SEDIAAN GULA DAN MADU SUGARS, SUGAR PREPARATIONS AND HONEY	238	234	33	251	245	37
KOPI, KOKO, TEH, REMPAH DAN KELUARAN COFFEE, COCOA, TEA, SPICES AND MANUFACTURES	1,953	783	521	3,940	1,004	576
LAIN-LAIN OTHERS	1,541	1,522	2,023	1,532	1,513	1,872
BAHAN MAKANAN UNTUK TERNAKAN FEEDING STUFF FOR ANIMALS	351	342	137	275	265	144
KELUARAN DAN SEDIAAN MAKANAN LAIN MISCELLANEOUS EDIBLE PRODUCTS AND PREPARATIONS	1,190	1,180	1,886	1,257	1,248	1,728
JUMLAH KEPERLUAN PERTANIAN TOTAL OF AGRICULTURAL INPUTS	91	62	199	106	68	247
BAJA FERTILIZERS	16	13	60	14	13	39
UBAT-UBATAN VETERINAR VETERINARY MEDICAMENTS	6	5	40	4	3	83
UBAT PEMBUNUH KUMAN, UBAT SERANGGA DSB. DISINFECTANTS, INSECTICIDES, FUNGICIDES, WEED KILLERS AND ANTI-SPROUTING PRODUCTS, ETC.	45	22	66	63	42	64
JENTERA PERTANIAN (TERMASUK TRAKTOR) DAN ALAT GANTI AGRICULTURAL MACHINERY (INCLUDING TRACTORS) AND PARTS	23	22	33	25	10	61

**JADUAL 18: PERDAGANGAN LUAR NEGERI BAGI AGROMAKANAN DAN HASIL
PERTANIAN TERPILIH MENGIKUT NEGARA - SINGAPURA**
TABLE 18: EXTERNAL TRADE FOR AGROFOOD AND SELECTED
AGRICULTURAL PRODUCTS BY COUNTRIES - SINGAPORE

KATEGORI CATEGORY	2023			2024		
	EKSPORT	EKSPORT DOMESTIK	IMPORT	EKSPORT	EKSPORT DOMESTIK	IMPORT
	EXPORTS	DOMESTIC EXPORTS	IMPORTS	EXPORTS	DOMESTIC EXPORTS	IMPORTS
JUMLAH KELUARAN PERTANIAN LAIN TOTAL OF OTHER AGRICULTURAL PRODUCTS	7,703	5,274	1,228	6,991	5,493	1,250
BINATANG HIDUP (BUKAN BINATANG TERNAKAN) LIVE ANIMALS (NON LIVESTOCK)	4	4	0	4	4	0
IKAN HIASAN ORNAMENTAL FISH	13	13	3	14	14	2
RUMPAI LAUT SEAWEED	0	0	8	0	0	13
LAIN-LAIN PRODUK IKAN OTHER FISH PRODUCTS	115	0	2	29	0	4
MINUMAN DAN TEMBAKAU BEVERAGES AND TOBACCO	1,521	1,032	391	1,444	1,067	386
MINYAK KELAPA SAWIT PALM OIL	787	762	50	853	853	60
MINYAK ISIRUNG KELAPA SAWIT PALM KERNEL OIL	150	111	6	292	124	20
BUNGA-BUNGAAN FLORICULTURE	81	81	0	81	81	0
BAHAN TANAMAN UNTUK PEMBIAKAN SEEDS AND BUDS FOR SOWING	108	108	0	117	117	0
LEMAK HAIWAN DAN SAYURAN/LAIN-LAIN BIJI-BIJI MINYAK ANIMAL AND VEGETABLE FATS/OTHER OIL SEEDS	2,810	1,106	241	2,126	1,251	406
GETAH ASLI DAN SUSU GETAH NATURAL RUBBER AND NATURAL GUMS IN PRIMARY FORMS	1	1	2	1	1	6
KULIT DAN BULU BINATANG HIDES AND SKIN	8	7	2	3	3	2
GENTIAN ASLI NATURAL FIBRES	10	10	1	12	12	0
HASIL PERHUTANAN FORESTRY PRODUCTS	2,096	2,040	521	2,016	1,966	353

Nota/Notes:

¹ Binatang Ternakan/Livestock

² Tidak Termasuk Ikan Hiasan/Excluding Ornamental Fish

**JADUAL 18: PERDAGANGAN LUAR NEGERI BAGI AGROMAKANAN DAN HASIL
PERTANIAN TERPILIH MENGIKUT NEGARA - SINGAPURA**
TABLE 18: EXTERNAL TRADE FOR AGROFOOD AND SELECTED
AGRICULTURAL PRODUCTS BY COUNTRIES - SINGAPORE

KATEGORI CATEGORY	RM JUTA/MILLION					
	2025			2026 (Jan.-Feb./Jan.-Feb.)		
	EKSPORT EXPORTS	EKSPORT DOMESTIK DOMESTIC EXPORTS	IMPORT IMPORTS	EKSPORT EXPORTS	EKSPORT DOMESTIK DOMESTIC EXPORTS	IMPORT IMPORTS
JUMLAH AGROMAKANAN DAN HASIL PERTANIAN TERPILIH TOTAL OF AGROFOOD AND SELECTED AGRICULTURAL PRODUCTS	19,131	14,592	4,440	2,861	2,320	712
JUMLAH AGROMAKANAN TOTAL OF AGROFOOD	11,646	8,235	2,968	1,726	1,374	480
TERNAKAN LIVESTOCK	1,940	1,866	92	318	300	14
BINATANG HIDUP ¹ LIVE ANIMALS ¹	990	990	-	165	165	-
DAGING DAN SEDIAAN DAGING MEAT AND MEAT PREPARATIONS	222	211	14	33	33	2
HASIL TENUSU DAIRY PRODUCTS	268	204	78	46	29	12
TELUR UNGGAS POULTRY EGGS	461	460	0	74	74	0
PERIKANAN FISHERIES	769	742	98	128	126	25
IKAN, KRUSTASEA, MOLUSKA DAN SEDIAAN ² FISH, CRUSTACEANS, MOLLUSCS AND PREPARATIONS ²	769	742	98	128	126	25
TANAMAN FOOD CROPS	7,379	4,088	1,076	1,025	695	181
BIJIRIN DAN SEDIAAN BIJIRIN CEREALS AND CEREAL PREPARATIONS	1,022	1,013	205	188	186	29
SAYUR-SAYURAN VEGETABLES	1,088	1,085	30	183	182	3
BUAH-BUAHAN FRUITS	607	595	33	102	100	8
GULA, SEDIAAN GULA DAN MADU SUGARS, SUGAR PREPARATIONS AND HONEY	206	195	41	29	28	7
KOPI, KOKO, TEH, REMPAH DAN KELUARAN COFFEE, COCOA, TEA, SPICES AND MANUFACTURES	4,456	1,200	766	523	198	133
LAIN-LAIN OTHERS	1,557	1,539	1,702	255	253	259
BAHAN MAKANAN UNTUK TERNAKAN FEEDING STUFF FOR ANIMALS	249	239	139	38	37	21
KELUARAN DAN SEDIAAN MAKANAN LAIN MISCELLANEOUS EDIBLE PRODUCTS AND PREPARATIONS	1,308	1,300	1,563	218	216	239
JUMLAH KEPERLUAN PERTANIAN TOTAL OF AGRICULTURAL INPUTS	124	69	325	15	10	43
BAJA FERTILIZERS	12	10	65	4	4	15
UBAT-UBATAN VETERINAR VETERINARY MEDICAMENTS	5	5	132	1	1	3
UBAT PEMBUNUH KUMAN, UBAT SERANGGA DSB. DISINFECTANTS, INSECTICIDES, FUNGICIDES, WEED KILLERS AND ANTI-SPROUTING PRODUCTS, ETC.	47	38	57	4	4	9
JENTERA PERTANIAN (TERMASUK TRAKTOR) DAN ALAT GANTI AGRICULTURAL MACHINERY (INCLUDING TRACTORS) AND PARTS	60	16	72	5	1	16

**JADUAL 18: PERDAGANGAN LUAR NEGERI BAGI AGROMAKANAN DAN HASIL
PERTANIAN TERPILIH MENGIKUT NEGARA - SINGAPURA**
TABLE 18: EXTERNAL TRADE FOR AGROFOOD AND SELECTED
AGRICULTURAL PRODUCTS BY COUNTRIES - SINGAPORE

KATEGORI CATEGORY	RM JUTA/MILLION					
	2025			2026 (Jan.-Feb./Jan.-Feb.)		
	EKSPORT EXPORTS	EKSPORT DOMESTIK DOMESTIC EXPORTS	IMPORT IMPORTS	EKSPORT EXPORTS	EKSPORT DOMESTIK DOMESTIC EXPORTS	IMPORT IMPORTS
JUMLAH KELUARAN PERTANIAN LAIN TOTAL OF OTHER AGRICULTURAL PRODUCTS	7,361	6,289	1,147	1,119	936	189
BINATANG HIDUP (BUKAN BINATANG TERNAKAN) LIVE ANIMALS (NON LIVESTOCK)	3	3	0	1	1	0
IKAN HIASAN ORNAMENTAL FISH	15	15	1	2	2	0
RUMPAI LAUT SEAWEED	0	0	9	0	0	2
LAIN-LAIN PRODUK IKAN OTHER FISH PRODUCTS	24	0	5	0	0	1
MINUMAN DAN TEMBAKAU BEVERAGES AND TOBACCO	1,369	1,005	339	233	186	55
MINYAK KELAPA SAWIT PALM OIL	977	977	75	126	126	12
MINYAK ISIRUNG KELAPA SAWIT PALM KERNEL OIL	181	118	19	54	52	3
BUNGA-BUNGAAN FLORICULTURE	85	85	0	14	14	0
BAHAN TANAMAN UNTUK PEMBIAKAN SEEDS AND BUDS FOR SOWING	109	109	0	17	17	0
LEMAK HAIWAN DAN SAYURAN/LAIN-LAIN BIJI-BIJI MINYAK ANIMAL AND VEGETABLE FATS/OTHER OIL SEEDS	2,652	2,077	400	399	271	69
GETAH ASLI DAN SUSU GETAH NATURAL RUBBER AND NATURAL GUMS IN PRIMARY FORMS	0	0	4	0	0	0
KULIT DAN BULU BINATANG HIDES AND SKIN	4	3	4	1	1	0
GENTIAN ASLI NATURAL FIBRES	6	6	0	1	1	0
HASIL PERHUTANAN FORESTRY PRODUCTS	1,935	1,889	290	272	266	47

Nota/Notes :

¹ Binatang Ternakan/Livestock

² Tidak Termasuk Ikan Hiasan/Excluding Ornamental Fish

JADUAL 19: PERDAGANGAN LUAR NEGERI BAGI AGROMAKANAN DAN HASIL PERTANIAN TERPILIH MENGIKUT NEGARA - INDONESIA
TABLE 19: EXTERNAL TRADE FOR AGROFOOD AND SELECTED AGRICULTURAL PRODUCTS BY COUNTRIES - INDONESIA

KATEGORI CATEGORY	RM JUTA/MILLION					
	2023			2024		
	EKSPORT EXPORTS	EKSPORT DOMESTIK DOMESTIC EXPORTS	IMPORT IMPORTS	EKSPORT EXPORTS	EKSPORT DOMESTIK DOMESTIC EXPORTS	IMPORT IMPORTS
JUMLAH AGROMAKANAN DAN HASIL PERTANIAN TERPILIH TOTAL OF AGROFOOD AND SELECTED AGRICULTURAL PRODUCTS	4,473	3,758	14,396	5,302	4,108	12,759
JUMLAH AGROMAKANAN TOTAL OF AGROFOOD	2,720	2,195	4,486	3,596	2,551	6,015
TERNAKAN LIVESTOCK	116	115	16	119	119	13
BINATANG HIDUP ¹ LIVE ANIMALS ¹	0	0	-	-	-	-
DAGING DAN SEDIAAN DAGING MEAT AND MEAT PREPARATIONS	11	11	1	8	8	1
HASIL TENUSU DAIRY PRODUCTS	104	104	14	107	106	12
TELUR UNGGAS POULTRY EGGS	1	0	-	4	4	-
PERIKANAN FISHERIES	95	80	795	91	77	802
IKAN, KRUSTASEA, MOLUSKA DAN SEDIAAN ² FISH, CRUSTACEANS, MOLLUSCS AND PREPARATIONS ²	95	80	795	91	77	802
TANAMAN FOOD CROPS	1,623	1,163	2,136	2,410	1,444	3,341
BIJIRIN DAN SEDIAAN BIJIRIN CEREALS AND CEREAL PREPARATIONS	609	379	419	681	402	485
SAYUR-SAYURAN VEGETABLES	126	80	70	53	39	91
BUAH-BUAHAN FRUITS	115	108	355	112	101	510
GULA, SEDIAAN GULA DAN MADU SUGARS, SUGAR PREPARATIONS AND HONEY	146	128	138	166	161	123
KOPI, KOKO, TEH, REMPAH DAN KELUARAN COFFEE, COCOA, TEA, SPICES AND MANUFACTURES	627	468	1,154	1,398	740	2,133
LAIN-LAIN OTHERS	886	837	1,540	976	912	1,859
BAHAN MAKANAN UNTUK TERNAKAN FEEDING STUFF FOR ANIMALS	14	10	137	10	9	146
KELUARAN DAN SEDIAAN MAKANAN LAIN MISCELLANEOUS EDIBLE PRODUCTS AND PREPARATIONS	872	827	1,403	966	903	1,713
JUMLAH KEPERLUAN PERTANIAN TOTAL OF AGRICULTURAL INPUTS	408	318	200	361	319	332
BAJA FERTILIZERS	197	115	57	161	125	128
UBAT-UBATAN VETERINAR VETERINARY MEDICAMENTS	0	0	10	0	0	11
UBAT PEMBUNUH KUMAN, UBAT SERANGGA DSB. DISINFECTANTS, INSECTICIDES, FUNGICIDES, WEED KILLERS AND ANTI-SPROUTING PRODUCTS, ETC.	102	98	127	110	110	184
JENTERA PERTANIAN (TERMASUK TRAKTOR) DAN ALAT GANTI AGRICULTURAL MACHINERY (INCLUDING TRACTORS) AND PARTS	109	105	6	89	84	8

**JADUAL 19: PERDAGANGAN LUAR NEGERI BAGI AGROMAKANAN DAN HASIL
PERTANIAN TERPILIH MENGIKUT NEGARA - INDONESIA**
TABLE 19: EXTERNAL TRADE FOR AGROFOOD AND SELECTED
AGRICULTURAL PRODUCTS BY COUNTRIES - INDONESIA

KATEGORI CATEGORY	RM JUTA/MILLION					
	2023			2024		
	EKSPORT EXPORTS	EKSPORT DOMESTIK DOMESTIC EXPORTS	IMPORT IMPORTS	EKSPORT EXPORTS	EKSPORT DOMESTIK DOMESTIC EXPORTS	IMPORT IMPORTS
JUMLAH KELUARAN PERTANIAN LAIN TOTAL OF OTHER AGRICULTURAL PRODUCTS	1,345	1,245	9,710	1,345	1,238	6,411
BINATANG HIDUP (BUKAN BINATANG TERNAKAN) LIVE ANIMALS (NON LIVESTOCK)	0	0	0	0	0	0
IKAN HIASAN ORNAMENTAL FISH	0	0	4	0	0	4
RUMPAI LAUT SEAWEED	0	0	16	0	0	11
LAIN-LAIN PRODUK IKAN OTHER FISH PRODUCTS	-	-	3	0	0	4
MINUMAN DAN TEMBAKAU BEVERAGES AND TOBACCO	270	229	406	191	145	447
MINYAK KELAPA SAWIT PALM OIL	3	3	3,568	3	3	755
MINYAK ISIRUNG KELAPA SAWIT PALM KERNEL OIL	26	26	509	13	13	409
BUNGA-BUNGAAN FLORICULTURE	0	0	5	1	1	6
BAHAN TANAMAN UNTUK PEMBIAKAN SEEDS AND BUDS FOR SOWING	3	3	25	4	4	45
LEMAK HAIWAN DAN SAYURAN/LAIN-LAIN BIJI-BIJI MINYAK ANIMAL AND VEGETABLE FATS/OTHER OIL SEEDS	452	424	2,374	459	420	1,876
GETAH ASLI DAN SUSU GETAH NATURAL RUBBER AND NATURAL GUMS IN PRIMARY FORMS	1	1	0	4	3	11
KULIT DAN BULU BINATANG HIDES AND SKIN	16	12	12	11	9	10
GENTIAN ASLI NATURAL FIBRES	31	19	27	31	27	31
HASIL PERHUTANAN FORESTRY PRODUCTS	542	527	2,761	627	613	2,801

Nota/Notes:

¹ Binatang Ternakan/Livestock

² Tidak Termasuk Ikan Hiasan/Excluding Ornamental Fish

**JADUAL 19: PERDAGANGAN LUAR NEGERI BAGI AGROMAKANAN DAN HASIL
PERTANIAN TERPILIH MENGIKUT NEGARA - INDONESIA**
TABLE 19: EXTERNAL TRADE FOR AGROFOOD AND SELECTED
AGRICULTURAL PRODUCTS BY COUNTRIES - INDONESIA

KATEGORI CATEGORY	RM JUTA/MILLION					
	2025			2026 (Jan.-Feb./Jan.-Feb.)		
	EKSPORT EXPORTS	EKSPORT DOMESTIK DOMESTIC EXPORTS	IMPORT IMPORTS	EKSPORT EXPORTS	EKSPORT DOMESTIK DOMESTIC EXPORTS	IMPORT IMPORTS
JUMLAH AGROMAKANAN DAN HASIL PERTANIAN TERPILIH TOTAL OF AGROFOOD AND SELECTED AGRICULTURAL PRODUCTS	5,233	4,235	15,723	858	736	2,457
JUMLAH AGROMAKANAN TOTAL OF AGROFOOD	3,605	2,715	6,298	515	422	973
TERNAKAN LIVESTOCK	119	119	15	30	30	3
BINATANG HIDUP ¹ LIVE ANIMALS ¹	-	-	-	-	-	-
DAGING DAN SEDIAAN DAGING MEAT AND MEAT PREPARATIONS	14	14	2	2	2	0
HASIL TENUSU DAIRY PRODUCTS	93	93	13	26	26	3
TELUR UNGGAS POULTRY EGGS	11	11	-	3	3	-
PERIKANAN FISHERIES	92	75	765	15	10	111
IKAN, KRUSTASEA, MOLUSKA DAN SEDIAAN ² FISH, CRUSTACEANS, MOLLUSCS AND PREPARATIONS ²	92	75	765	15	10	111
TANAMAN FOOD CROPS	2,326	1,507	3,401	296	214	456
BIJIRIN DAN SEDIAAN BIJIRIN CEREALS AND CEREAL PREPARATIONS	610	340	452	105	61	83
SAYUR-SAYURAN VEGETABLES	65	36	86	11	5	13
BUAH-BUAHAN FRUITS	62	56	637	12	11	74
GULA, SEDIAAN GULA DAN MADU SUGARS, SUGAR PREPARATIONS AND HONEY	166	157	113	17	15	19
KOPI, KOKO, TEH, REMPAH DAN KELUARAN COFFEE, COCOA, TEA, SPICES AND MANUFACTURES	1,424	918	2,113	150	122	267
LAIN-LAIN OTHERS	1,069	1,013	2,117	174	168	403
BAHAN MAKANAN UNTUK TERNAKAN FEEDING STUFF FOR ANIMALS	6	4	29	1	1	3
KELUARAN DAN SEDIAAN MAKANAN LAIN MISCELLANEOUS EDIBLE PRODUCTS AND PREPARATIONS	1,062	1,009	2,088	173	167	400
JUMLAH KEPERLUAN PERTANIAN TOTAL OF AGRICULTURAL INPUTS	317	310	257	57	56	45
BAJA FERTILIZERS	122	120	75	19	19	23
UBAT-UBATAN VETERINAR VETERINARY MEDICAMENTS	1	1	11	0	0	1
UBAT PEMBUNUH KUMAN, UBAT SERANGGA DSB. DISINFECTANTS, INSECTICIDES, FUNGICIDES, WEED KILLERS AND ANTI-SPROUTING PRODUCTS, ETC.	102	101	162	18	18	13
JENTERA PERTANIAN (TERMASUK TRAKTOR) DAN ALAT GANTI AGRICULTURAL MACHINERY (INCLUDING TRACTORS) AND PARTS	92	87	9	20	19	8

**JADUAL 19: PERDAGANGAN LUAR NEGERI BAGI AGROMAKANAN DAN HASIL
PERTANIAN TERPILIH MENGIKUT NEGARA - INDONESIA**
TABLE 19: EXTERNAL TRADE FOR AGROFOOD AND SELECTED
AGRICULTURAL PRODUCTS BY COUNTRIES - INDONESIA

KATEGORI CATEGORY	RM JUTA/MILLION					
	2025			2026 (Jan.-Feb./Jan.-Feb.)		
	EKSPORT EXPORTS	EKSPORT DOMESTIK DOMESTIC EXPORTS	IMPORT IMPORTS	EKSPORT EXPORTS	EKSPORT DOMESTIK DOMESTIC EXPORTS	IMPORT IMPORTS
JUMLAH KELUARAN PERTANIAN LAIN TOTAL OF OTHER AGRICULTURAL PRODUCTS	1,311	1,211	9,169	285	258	1,439
BINATANG HIDUP (BUKAN BINATANG TERNAKAN) LIVE ANIMALS (NON LIVESTOCK)	0	0	0	0	0	-
IKAN HIASAN ORNAMENTAL FISH	0	0	3	-	-	0
RUMPAI LAUT SEAWEED	0	0	9	0	0	2
LAIN-LAIN PRODUK IKAN OTHER FISH PRODUCTS	0	0	5	-	-	0
MINUMAN DAN TEMBAKAU BEVERAGES AND TOBACCO	167	130	446	46	40	68
MINYAK KELAPA SAWIT PALM OIL	14	14	3,322	1	1	325
MINYAK ISIRUNG KELAPA SAWIT PALM KERNEL OIL	9	9	501	2	2	179
BUNGA-BUNGAAN FLORICULTURE	1	1	6	0	0	0
BAHAN TANAMAN UNTUK PEMBIAKAN SEEDS AND BUDS FOR SOWING	9	9	34	0	0	9
LEMAK HAIWAN DAN SAYURAN/LAIN-LAIN BIJI-BIJI MINYAK ANIMAL AND VEGETABLE FATS/OTHER OIL SEEDS	455	415	1,777	110	94	406
GETAH ASLI DAN SUSU GETAH NATURAL RUBBER AND NATURAL GUMS IN PRIMARY FORMS	1	0	30	0	-	0
KULIT DAN BULU BINATANG HIDES AND SKIN	16	9	8	4	1	2
GENTIAN ASLI NATURAL FIBRES	22	22	52	4	4	5
HASIL PERHUTANAN FORESTRY PRODUCTS	616	602	2,974	118	116	443

Nota/Notes :

¹ Binatang Ternakan/Livestock

² Tidak Termasuk Ikan Hiasan/Excluding Ornamental Fish

JADUAL 20: PERDAGANGAN LUAR NEGERI BAGI AGROMAKANAN DAN HASIL PERTANIAN TERPILIH MENGIKUT NEGARA - BRUNEI DARUSSALAM
TABLE 20: EXTERNAL TRADE FOR AGROFOOD AND SELECTED AGRICULTURAL PRODUCTS BY COUNTRIES - BRUNEI DARUSSALAM

KATEGORI CATEGORY	RM JUTA/MILLION					
	2023			2024		
	EKSPORT EXPORTS	EKSPORT DOMESTIK DOMESTIC EXPORTS	IMPORT IMPORTS	EKSPORT EXPORTS	EKSPORT DOMESTIK DOMESTIC EXPORTS	IMPORT IMPORTS
JUMLAH AGROMAKANAN DAN HASIL PERTANIAN TERPILIH TOTAL OF AGROFOOD AND SELECTED AGRICULTURAL PRODUCTS	1,002	900	49	976	841	28
JUMLAH AGROMAKANAN TOTAL OF AGROFOOD	725	643	5	709	601	8
TERNAKAN LIVESTOCK	133	91	1	119	94	0
BINATANG HIDUP ¹ LIVE ANIMALS ¹	8	8	-	8	8	0
DAGING DAN SEDIAAN DAGING MEAT AND MEAT PREPARATIONS	42	42	1	41	41	0
HASIL TENUSU DAIRY PRODUCTS	70	29	0	54	29	-
TELUR UNGGAS POULTRY EGGS	13	13	-	15	15	-
PERIKANAN FISHERIES	51	49	0	36	35	0
IKAN, KRUSTASEA, MOLUSKA DAN SEDIAAN ² FISH, CRUSTACEANS, MOLLUSCS AND PREPARATIONS ²	51	49	0	36	35	0
TANAMAN FOOD CROPS	210	197	0	210	198	0
BIJIRIN DAN SEDIAAN BIJIRIN CEREALS AND CEREAL PREPARATIONS	104	102	0	108	106	0
SAYUR-SAYURAN VEGETABLES	15	12	0	15	12	0
BUAH-BUAHAN FRUITS	21	20	0	20	18	0
GULA, SEDIAAN GULA DAN MADU SUGARS, SUGAR PREPARATIONS AND HONEY	13	12	-	11	11	-
KOPI, KOKO, TEH, REMPAH DAN KELUARAN COFFEE, COCOA, TEA, SPICES AND MANUFACTURES	57	51	-	56	50	0
LAIN-LAIN OTHERS	331	305	3	345	274	7
BAHAN MAKANAN UNTUK TERNAKAN FEEDING STUFF FOR ANIMALS	116	111	3	138	87	7
KELUARAN DAN SEDIAAN MAKANAN LAIN MISCELLANEOUS EDIBLE PRODUCTS AND PREPARATIONS	215	195	0	207	188	0
JUMLAH KEPERLUAN PERTANIAN TOTAL OF AGRICULTURAL INPUTS	14	12	35	23	19	10
BAJA FERTILIZERS	6	6	35	7	7	9
UBAT-UBATAN VETERINAR VETERINARY MEDICAMENTS	1	0	0	2	0	0
UBAT PEMBUNUH KUMAN, UBAT SERANGGA DSB. DISINFECTANTS, INSECTICIDES, FUNGICIDES, WEED KILLERS AND ANTI-SPROUTING PRODUCTS, ETC.	4	3	0	4	3	-
JENTERA PERTANIAN (TERMASUK TRAKTOR) DAN ALAT GANTI AGRICULTURAL MACHINERY (INCLUDING TRACTORS) AND PARTS	4	4	0	9	9	0

**JADUAL 20: PERDAGANGAN LUAR NEGERI BAGI AGROMAKANAN DAN HASIL
PERTANIAN TERPILIH MENGIKUT NEGARA - BRUNEI DARUSSALAM**
TABLE 20: EXTERNAL TRADE FOR AGROFOOD AND SELECTED
AGRICULTURAL PRODUCTS BY COUNTRIES - BRUNEI DARUSSALAM

KATEGORI CATEGORY	RM JUTA/MILLION					
	2023			2024		
	EKSPORT EXPORTS	EKSPORT DOMESTIK DOMESTIC EXPORTS	IMPORT IMPORTS	EKSPORT EXPORTS	EKSPORT DOMESTIK DOMESTIC EXPORTS	IMPORT IMPORTS
JUMLAH KELUARAN PERTANIAN LAIN TOTAL OF OTHER AGRICULTURAL PRODUCTS	262	244	8	245	221	11
BINATANG HIDUP (BUKAN BINATANG TERNAKAN) LIVE ANIMALS (NON LIVESTOCK)	0	0	0	0	0	0
IKAN HIASAN ORNAMENTAL FISH	0	0	-	0	0	-
RUMPAI LAUT SEAWEED	0	0	0	0	0	-
LAIN-LAIN PRODUK IKAN OTHER FISH PRODUCTS	0	0	-	0	0	-
MINUMAN DAN TEMBAKAU BEVERAGES AND TOBACCO	104	94	0	104	97	-
MINYAK KELAPA SAWIT PALM OIL	47	47	-	44	44	-
MINYAK ISIRUNG KELAPA SAWIT PALM KERNEL OIL	0	0	-	0	0	-
BUNGA-BUNGAAN FLORICULTURE	1	1	-	2	2	-
BAHAN TANAMAN UNTUK PEMBIAKAN SEEDS AND BUDS FOR SOWING	1	1	-	1	1	-
LEMAK HAIWAN DAN SAYURAN/LAIN-LAIN BIJI-BIJI MINYAK ANIMAL AND VEGETABLE FATS/OTHER OIL SEEDS	11	10	2	10	9	2
GETAH ASLI DAN SUSU GETAH NATURAL RUBBER AND NATURAL GUMS IN PRIMARY FORMS	-	-	-	-	-	-
KULIT DAN BULU BINATANG HIDES AND SKIN	0	0	0	0	0	-
GENTIAN ASLI NATURAL FIBRES	0	0	-	0	0	-
HASIL PERHUTANAN FORESTRY PRODUCTS	99	92	7	83	68	9

Nota/Notes:

¹ Binatang Ternakan/Livestock

² Tidak Termasuk Ikan Hiasan/Excluding Ornamental Fish

**JADUAL 20: PERDAGANGAN LUAR NEGERI BAGI AGROMAKANAN DAN HASIL
PERTANIAN TERPILIH MENGIKUT NEGARA - BRUNEI DARUSSALAM**
TABLE 20: EXTERNAL TRADE FOR AGROFOOD AND SELECTED
AGRICULTURAL PRODUCTS BY COUNTRIES - BRUNEI DARUSSALAM

KATEGORI CATEGORY	RM JUTA/MILLION					
	2025			2026 (Jan.-Feb./Jan.-Feb.)		
	EKSPORT EXPORTS	EKSPORT DOMESTIK DOMESTIC EXPORTS	IMPORT IMPORTS	EKSPORT EXPORTS	EKSPORT DOMESTIK DOMESTIC EXPORTS	IMPORT IMPORTS
JUMLAH AGROMAKANAN DAN HASIL PERTANIAN TERPILIH TOTAL OF AGROFOOD AND SELECTED AGRICULTURAL PRODUCTS	992	841	26	157	137	2
JUMLAH AGROMAKANAN TOTAL OF AGROFOOD	715	597	11	119	101	0
TERNAKAN LIVESTOCK	122	81	0	17	11	0
BINATANG HIDUP ¹ LIVE ANIMALS ¹	7	7	0	1	1	-
DAGING DAN SEDIAAN DAGING MEAT AND MEAT PREPARATIONS	39	39	0	2	2	0
HASIL TENUSU DAIRY PRODUCTS	65	23	-	11	5	0
TELUR UNGGAS POULTRY EGGS	12	12	-	2	2	-
PERIKANAN FISHERIES	44	44	0	10	10	0
IKAN, KRUSTASEA, MOLUSKA DAN SEDIAAN ² FISH, CRUSTACEANS, MOLLUSCS AND PREPARATIONS ²	44	44	0	10	10	0
TANAMAN FOOD CROPS	208	200	0	37	35	0
BIJIRIN DAN SEDIAAN BIJIRIN CEREALS AND CEREAL PREPARATIONS	111	108	0	19	18	0
SAYUR-SAYURAN VEGETABLES	12	11	0	2	2	0
BUAH-BUAHAN FRUITS	18	17	0	5	4	0
GULA, SEDIAAN GULA DAN MADU SUGARS, SUGAR PREPARATIONS AND HONEY	12	12	0	2	2	-
KOPI, KOKO, TEH, REMPAH DAN KELUARAN COFFEE, COCOA, TEA, SPICES AND MANUFACTURES	55	52	0	10	9	0
LAIN-LAIN OTHERS	340	273	11	55	45	0
BAHAN MAKANAN UNTUK TERNAKAN FEEDING STUFF FOR ANIMALS	124	79	11	20	13	0
KELUARAN DAN SEDIAAN MAKANAN LAIN MISCELLANEOUS EDIBLE PRODUCTS AND PREPARATIONS	216	195	0	35	32	0
JUMLAH KEPERLUAN PERTANIAN TOTAL OF AGRICULTURAL INPUTS	18	15	5	2	1	0
BAJA FERTILIZERS	9	9	5	0	0	-
UBAT-UBATAN VETERINAR VETERINARY MEDICAMENTS	2	0	0	0	0	0
UBAT PEMBUNUH KUMAN, UBAT SERANGGA DSB. DISINFECTANTS, INSECTICIDES, FUNGICIDES, WEED KILLERS AND ANTI-SPROUTING PRODUCTS, ETC.	4	3	-	0	0	-
JENTERA PERTANIAN (TERMASUK TRAKTOR) DAN ALAT GANTI AGRICULTURAL MACHINERY (INCLUDING TRACTORS) AND PARTS	3	2	0	1	1	0

**JADUAL 20: PERDAGANGAN LUAR NEGERI BAGI AGROMAKANAN DAN HASIL
PERTANIAN TERPILIH MENGIKUT NEGARA - BRUNEI DARUSSALAM**
TABLE 20: EXTERNAL TRADE FOR AGROFOOD AND SELECTED
AGRICULTURAL PRODUCTS BY COUNTRIES - BRUNEI DARUSSALAM

KATEGORI CATEGORY	RM JUTA/MILLION					
	2025			2026 (Jan.-Feb./Jan.-Feb.)		
	EKSPORT EXPORTS	EKSPORT DOMESTIK DOMESTIC EXPORTS	IMPORT	EKSPORT EXPORTS	EKSPORT DOMESTIK DOMESTIC EXPORTS	IMPORT
JUMLAH KELUARAN PERTANIAN LAIN TOTAL OF OTHER AGRICULTURAL PRODUCTS	259	229	10	36	35	2
BINATANG HIDUP (BUKAN BINATANG TERNAKAN) LIVE ANIMALS (NON LIVESTOCK)	0	0	0	0	0	0
IKAN HIASAN ORNAMENTAL FISH	0	0	-	0	0	-
RUMPAI LAUT SEAWEED	0	0	-	0	0	-
LAIN-LAIN PRODUK IKAN OTHER FISH PRODUCTS	0	0	-	0	0	-
MINUMAN DAN TEMBAKAU BEVERAGES AND TOBACCO	102	91	-	18	16	0
MINYAK KELAPA SAWIT PALM OIL	55	55	-	8	8	-
MINYAK ISIRUNG KELAPA SAWIT PALM KERNEL OIL	0	0	-	0	0	-
BUNGA-BUNGAAN FLORICULTURE	2	2	-	0	0	-
BAHAN TANAMAN UNTUK PEMBIAKAN SEEDS AND BUDS FOR SOWING	1	1	-	0	0	-
LEMAK HAIWAN DAN SAYURAN/LAIN-LAIN BIJI-BIJI MINYAK ANIMAL AND VEGETABLE FATS/OTHER OIL SEEDS	11	10	2	1	1	0
GETAH ASLI DAN SUSU GETAH NATURAL RUBBER AND NATURAL GUMS IN PRIMARY FORMS	-	-	-	-	-	-
KULIT DAN BULU BINATANG HIDES AND SKIN	0	0	0	-	-	-
GENTIAN ASLI NATURAL FIBRES	0	0	-	0	0	-
HASIL PERHUTANAN FORESTRY PRODUCTS	88	71	7	10	9	1

Nota/Notes :

¹ Binatang Ternakan/Livestock

² Tidak Termasuk Ikan Hiasan/Excluding Ornamental Fish

**JADUAL 21: PERDAGANGAN LUAR NEGERI BAGI AGROMAKANAN DAN HASIL
PERTANIAN TERPILIH MENGIKUT NEGARA - FILIPINA**
TABLE 21: EXTERNAL TRADE FOR AGROFOOD AND SELECTED
AGRICULTURAL PRODUCTS BY COUNTRIES - PHILIPPINES

KATEGORI CATEGORY	RM JUTA/MILLION					
	2023			2024		
	EKSPORT	EKSPORT DOMESTIK	IMPORT	EKSPORT	EKSPORT DOMESTIK	IMPORT
	EXPORTS	DOMESTIC EXPORTS	IMPORTS	EXPORTS	DOMESTIC EXPORTS	IMPORTS
JUMLAH AGROMAKANAN DAN HASIL PERTANIAN TERPILIH TOTAL OF AGROFOOD AND SELECTED AGRICULTURAL PRODUCTS	5,414	5,201	1,279	6,653	6,368	2,253
JUMLAH AGROMAKANAN TOTAL OF AGROFOOD	2,055	1,859	450	2,374	2,112	468
TERNAKAN LIVESTOCK	54	51	0	72	71	7
BINATANG HIDUP ¹ LIVE ANIMALS ¹	-	-	-	-	-	-
DAGING DAN SEDIAAN DAGING MEAT AND MEAT PREPARATIONS	3	1	0	4	3	0
HASIL TENUSU DAIRY PRODUCTS	52	50	0	58	58	7
TELUR UNGGAS POULTRY EGGS	0	0	-	10	10	-
PERIKANAN FISHERIES	35	34	18	30	29	15
IKAN, KRUSTASEA, MOLUSKA DAN SEDIAAN ² FISH, CRUSTACEANS, MOLLUSCS AND PREPARATIONS ²	35	34	18	30	29	15
TANAMAN FOOD CROPS	885	761	176	1,023	827	227
BIJIRIN DAN SEDIAAN BIJIRIN CEREALS AND CEREAL PREPARATIONS	212	194	44	231	209	35
SAYUR-SAYURAN VEGETABLES	4	3	0	6	6	0
BUAH-BUAHAN FRUITS	5	5	59	6	6	66
GULA, SEDIAAN GULA DAN MADU SUGARS, SUGAR PREPARATIONS AND HONEY	219	214	29	145	141	30
KOPI, KOKO, TEH, REMPAH DAN KELUARAN COFFEE, COCOA, TEA, SPICES AND MANUFACTURES	445	346	44	636	466	95
LAIN-LAIN OTHERS	1,081	1,012	256	1,249	1,185	219
BAHAN MAKANAN UNTUK TERNAKAN FEEDING STUFF FOR ANIMALS	86	73	2	90	77	1
KELUARAN DAN SEDIAAN MAKANAN LAIN MISCELLANEOUS EDIBLE PRODUCTS AND PREPARATIONS	995	940	254	1,159	1,108	218
JUMLAH KEPERLUAN PERTANIAN TOTAL OF AGRICULTURAL INPUTS	609	608	6	509	507	5
BAJA FERTILIZERS	457	456	3	358	358	1
UBAT-UBATAN VETERINAR VETERINARY MEDICAMENTS	0	0	-	0	0	-
UBAT PEMBUNUH KUMAN, UBAT SERANGGA DSB. DISINFECTANTS, INSECTICIDES, FUNGICIDES, WEED KILLERS AND ANTI-SPROUTING PRODUCTS, ETC.	79	78	1	87	85	2
JENTERA PERTANIAN (TERMASUK TRAKTOR) DAN ALAT GANTI AGRICULTURAL MACHINERY (INCLUDING TRACTORS) AND PARTS	74	74	2	65	64	2

**JADUAL 21: PERDAGANGAN LUAR NEGERI BAGI AGROMAKANAN DAN HASIL
PERTANIAN TERPILIH MENGIKUT NEGARA - FILIPINA**
TABLE 21: EXTERNAL TRADE FOR AGROFOOD AND SELECTED
AGRICULTURAL PRODUCTS BY COUNTRIES - PHILIPPINES

KATEGORI CATEGORY	RM JUTA/MILLION					
	2023			2024		
	EKSPORT EXPORTS	EKSPORT DOMESTIK DOMESTIC EXPORTS	IMPORT IMPORTS	EKSPORT EXPORTS	EKSPORT DOMESTIK DOMESTIC EXPORTS	IMPORT IMPORTS
JUMLAH KELUARAN PERTANIAN LAIN TOTAL OF OTHER AGRICULTURAL PRODUCTS	2,749	2,735	823	3,770	3,749	1,780
BINATANG HIDUP (BUKAN BINATANG TERNAKAN) LIVE ANIMALS (NON LIVESTOCK)	0	0	0	0	0	0
IKAN HIASAN ORNAMENTAL FISH	1	1	0	1	1	0
RUMPAI LAUT SEAWEED	0	0	3	-	-	3
LAIN-LAIN PRODUK IKAN OTHER FISH PRODUCTS	-	-	0	-	-	3
MINUMAN DAN TEMBAKAU BEVERAGES AND TOBACCO	49	47	215	46	44	228
MINYAK KELAPA SAWIT PALM OIL	1,747	1,747	-	2,816	2,816	11
MINYAK ISIRUNG KELAPA SAWIT PALM KERNEL OIL	107	107	1	108	103	10
BUNGA-BUNGAAN FLORICULTURE	0	0	-	0	0	-
BAHAN TANAMAN UNTUK PEMBIAKAN SEEDS AND BUDS FOR SOWING	2	2	0	1	1	6
LEMAK HAIWAN DAN SAYURAN/LAIN-LAIN BIJI-BIJI MINYAK ANIMAL AND VEGETABLE FATS/OTHER OIL SEEDS	359	358	230	363	362	1,022
GETAH ASLI DAN SUSU GETAH NATURAL RUBBER AND NATURAL GUMS IN PRIMARY FORMS	0	0	350	1	-	464
KULIT DAN BULU BINATANG HIDES AND SKIN	0	0	3	0	0	0
GENTIAN ASLI NATURAL FIBRES	2	2	0	5	5	0
HASIL PERHUTANAN FORESTRY PRODUCTS	481	470	20	428	417	33

Nota/Notes:

¹ Binatang Ternakan/Livestock

² Tidak Termasuk Ikan Hiasan/Excluding Ornamental Fish

**JADUAL 21: PERDAGANGAN LUAR NEGERI BAGI AGROMAKANAN DAN HASIL
PERTANIAN TERPILIH MENGIKUT NEGARA - FILIPINA**
TABLE 21: EXTERNAL TRADE FOR AGROFOOD AND SELECTED
AGRICULTURAL PRODUCTS BY COUNTRIES - PHILIPPINES

KATEGORI CATEGORY	RM JUTA/MILLION					
	2025			2026 (Jan.-Feb./Jan.-Feb.)		
	EKSPORT EXPORTS	EKSPORT DOMESTIK DOMESTIC EXPORTS	IMPORT IMPORTS	EKSPORT EXPORTS	EKSPORT DOMESTIK DOMESTIC EXPORTS	IMPORT IMPORTS
JUMLAH AGROMAKANAN DAN HASIL PERTANIAN TERPILIH TOTAL OF AGROFOOD AND SELECTED AGRICULTURAL PRODUCTS	7,035	6,678	1,864	1,104	1,041	272
JUMLAH AGROMAKANAN TOTAL OF AGROFOOD	2,310	1,978	513	301	261	80
TERNAKAN LIVESTOCK	106	105	1	15	14	0
BINATANG HIDUP ¹ LIVE ANIMALS ¹	-	-	-	-	-	-
DAGING DAN SEDIAAN DAGING MEAT AND MEAT PREPARATIONS	3	3	0	0	0	0
HASIL TENUSU DAIRY PRODUCTS	95	95	0	14	13	0
TELUR UNGGAS POULTRY EGGS	7	7	-	1	1	-
PERIKANAN FISHERIES	35	33	9	6	6	3
IKAN, KRUSTASEA, MOLUSKA DAN SEDIAAN ² FISH, CRUSTACEANS, MOLLUSCS AND PREPARATIONS ²	35	33	9	6	6	3
TANAMAN FOOD CROPS	1,026	758	283	115	87	52
BIJIRIN DAN SEDIAAN BIJIRIN CEREALS AND CEREAL PREPARATIONS	195	181	31	23	22	6
SAYUR-SAYURAN VEGETABLES	9	9	0	1	1	0
BUAH-BUAHAN FRUITS	11	11	58	0	0	9
GULA, SEDIAAN GULA DAN MADU SUGARS, SUGAR PREPARATIONS AND HONEY	123	121	25	11	11	5
KOPI, KOKO, TEH, REMPAH DAN KELUARAN COFFEE, COCOA, TEA, SPICES AND MANUFACTURES	689	437	169	80	53	32
LAIN-LAIN OTHERS	1,144	1,081	220	165	154	26
BAHAN MAKANAN UNTUK TERNAKAN FEEDING STUFF FOR ANIMALS	88	66	1	12	9	0
KELUARAN DAN SEDIAAN MAKANAN LAIN MISCELLANEOUS EDIBLE PRODUCTS AND PREPARATIONS	1,055	1,015	219	153	145	25
JUMLAH KEPERLUAN PERTANIAN TOTAL OF AGRICULTURAL INPUTS	384	376	4	81	78	0
BAJA FERTILIZERS	193	190	1	49	46	-
UBAT-UBATAN VETERINAR VETERINARY MEDICAMENTS	0	-	0	0	0	-
UBAT PEMBUNUH KUMAN, UBAT SERANGGA DSB. DISINFECTANTS, INSECTICIDES, FUNGICIDES, WEED KILLERS AND ANTI-SPROUTING PRODUCTS, ETC.	89	84	1	15	15	0
JENTERA PERTANIAN (TERMASUK TRAKTOR) DAN ALAT GANTI AGRICULTURAL MACHINERY (INCLUDING TRACTORS) AND PARTS	103	102	2	17	17	0

**JADUAL 21: PERDAGANGAN LUAR NEGERI BAGI AGROMAKANAN DAN HASIL
PERTANIAN TERPILIH MENGIKUT NEGARA - FILIPINA**
TABLE 21: EXTERNAL TRADE FOR AGROFOOD AND SELECTED
AGRICULTURAL PRODUCTS BY COUNTRIES - PHILIPPINES

KATEGORI CATEGORY	RM JUTA/MILLION					
	2025			2026 (Jan.-Feb./Jan.-Feb.)		
	EKSPORT EXPORTS	EKSPORT DOMESTIK DOMESTIC EXPORTS	IMPORT IMPORTS	EKSPORT EXPORTS	EKSPORT DOMESTIK DOMESTIC EXPORTS	IMPORT IMPORTS
JUMLAH KELUARAN PERTANIAN LAIN TOTAL OF OTHER AGRICULTURAL PRODUCTS	4,341	4,324	1,347	722	701	191
BINATANG HIDUP (BUKAN BINATANG TERNAKAN) LIVE ANIMALS (NON LIVESTOCK)	0	0	0	-	-	0
IKAN HIASAN ORNAMENTAL FISH	1	1	0	0	0	0
RUMPAI LAUT SEAWEED	0	0	5	0	-	1
LAIN-LAIN PRODUK IKAN OTHER FISH PRODUCTS	-	-	0	0	-	0
MINUMAN DAN TEMBAKAU BEVERAGES AND TOBACCO	59	58	236	4	4	40
MINYAK KELAPA SAWIT PALM OIL	3,214	3,214	-	533	533	-
MINYAK ISIRUNG KELAPA SAWIT PALM KERNEL OIL	166	162	6	46	27	-
BUNGA-BUNGAAN FLORICULTURE	0	0	-	0	-	-
BAHAN TANAMAN UNTUK PEMBIAKAN SEEDS AND BUDS FOR SOWING	2	2	4	-	-	0
LEMAK HAIWAN DAN SAYURAN/LAIN-LAIN BIJI-BIJI MINYAK ANIMAL AND VEGETABLE FATS/OTHER OIL SEEDS	508	506	559	72	72	34
GETAH ASLI DAN SUSU GETAH NATURAL RUBBER AND NATURAL GUMS IN PRIMARY FORMS	0	-	517	-	-	111
KULIT DAN BULU BINATANG HIDES AND SKIN	-	-	0	-	-	-
GENTIAN ASLI NATURAL FIBRES	5	5	0	1	1	0
HASIL PERHUTANAN FORESTRY PRODUCTS	385	375	20	66	65	4

Nota/Notes :

¹ Binatang Ternakan/Livestock

² Tidak Termasuk Ikan Hiasan/Excluding Ornamental Fish

**JADUAL 22: PERDAGANGAN LUAR NEGERI BAGI AGROMAKANAN DAN HASIL
PERTANIAN TERPILIH MENGIKUT NEGARA - MYANMAR**
TABLE 22: EXTERNAL TRADE FOR AGROFOOD AND SELECTED
AGRICULTURAL PRODUCTS BY COUNTRIES - MYANMAR

KATEGORI CATEGORY	RM JUTA/MILLION					
	2023			2024		
	EKSPORT EXPORTS	EKSPORT DOMESTIK DOMESTIC EXPORTS	IMPORT IMPORTS	EKSPORT EXPORTS	EKSPORT DOMESTIK DOMESTIC EXPORTS	IMPORT IMPORTS
JUMLAH AGROMAKANAN DAN HASIL PERTANIAN TERPILIH TOTAL OF AGROFOOD AND SELECTED AGRICULTURAL PRODUCTS	797	775	730	500	489	1,062
JUMLAH AGROMAKANAN TOTAL OF AGROFOOD	334	331	516	179	178	421
TERNAKAN LIVESTOCK	130	130	-	50	50	0
BINATANG HIDUP ¹ LIVE ANIMALS ¹	4	4	-	4	4	0
DAGING DAN SEDIAAN DAGING MEAT AND MEAT PREPARATIONS	0	0	-	0	0	0
HASIL TENUSU DAIRY PRODUCTS	125	125	-	46	46	-
TELUR UNGGAS POULTRY EGGS	-	-	-	-	-	0
PERIKANAN FISHERIES	0	0	141	1	1	129
IKAN, KRUSTASEA, MOLUSKA DAN SEDIAAN ² FISH, CRUSTACEANS, MOLLUSCS AND PREPARATIONS ²	0	0	141	1	1	129
TANAMAN FOOD CROPS	59	56	370	76	75	288
BIJIRIN DAN SEDIAAN BIJIRIN CEREALS AND CEREAL PREPARATIONS	33	33	118	15	14	47
SAYUR-SAYURAN VEGETABLES	2	0	224	1	1	222
BUAH-BUAHAN FRUITS	0	0	22	0	0	13
GULA, SEDIAAN GULA DAN MADU SUGARS, SUGAR PREPARATIONS AND HONEY	11	11	0	25	25	1
KOPI, KOKO, TEH, REMPAH DAN KELUARAN COFFEE, COCOA, TEA, SPICES AND MANUFACTURES	13	11	6	35	35	6
LAIN-LAIN OTHERS	146	146	5	53	53	3
BAHAN MAKANAN UNTUK TERNAKAN FEEDING STUFF FOR ANIMALS	21	21	1	3	3	0
KELUARAN DAN SEDIAAN MAKANAN LAIN MISCELLANEOUS EDIBLE PRODUCTS AND PREPARATIONS	124	124	4	50	50	3
JUMLAH KEPERLUAN PERTANIAN TOTAL OF AGRICULTURAL INPUTS	158	143	0	60	52	0
BAJA FERTILIZERS	148	133	0	55	47	-
UBAT-UBATAN VETERINAR VETERINARY MEDICAMENTS	0	0	-	0	0	-
UBAT PEMBUNUH KUMAN, UBAT SERANGGA DSB. DISINFECTANTS, INSECTICIDES, FUNGICIDES, WEED KILLERS AND ANTI-SPROUTING PRODUCTS, ETC.	7	7	-	1	1	0
JENTERA PERTANIAN (TERMASUK TRAKTOR) DAN ALAT GANTI AGRICULTURAL MACHINERY (INCLUDING TRACTORS) AND PARTS	3	3	0	4	4	-

**JADUAL 22: PERDAGANGAN LUAR NEGERI BAGI AGROMAKANAN DAN HASIL
PERTANIAN TERPILIH MENGIKUT NEGARA - MYANMAR**
TABLE 22: EXTERNAL TRADE FOR AGROFOOD AND SELECTED
AGRICULTURAL PRODUCTS BY COUNTRIES - MYANMAR

KATEGORI CATEGORY	RM JUTA/MILLION					
	2023			2024		
	EKSPORT EXPORTS	EKSPORT DOMESTIK DOMESTIC EXPORTS	IMPORT IMPORTS	EKSPORT EXPORTS	EKSPORT DOMESTIK DOMESTIC EXPORTS	IMPORT IMPORTS
JUMLAH KELUARAN PERTANIAN LAIN TOTAL OF OTHER AGRICULTURAL PRODUCTS	304	302	213	260	259	642
BINATANG HIDUP (BUKAN BINATANG TERNAKAN) LIVE ANIMALS (NON LIVESTOCK)	0	0	0	0	0	0
IKAN HIASAN ORNAMENTAL FISH	0	0	-	-	-	0
RUMPAI LAUT SEAWEED	-	-	-	0	0	-
LAIN-LAIN PRODUK IKAN OTHER FISH PRODUCTS	-	-	-	0	0	1
MINUMAN DAN TEMBAKAU BEVERAGES AND TOBACCO	3	2	0	2	0	0
MINYAK KELAPA SAWIT PALM OIL	241	241	-	220	220	0
MINYAK ISIRUNG KELAPA SAWIT PALM KERNEL OIL	1	1	-	0	0	-
BUNGA-BUNGAAN FLORICULTURE	-	-	-	-	-	-
BAHAN TANAMAN UNTUK PEMBIAKAN SEEDS AND BUDS FOR SOWING	0	0	-	0	0	-
LEMAK HAIWAN DAN SAYURAN/LAIN-LAIN BIJI-BIJI MINYAK ANIMAL AND VEGETABLE FATS/OTHER OIL SEEDS	25	25	3	6	6	7
GETAH ASLI DAN SUSU GETAH NATURAL RUBBER AND NATURAL GUMS IN PRIMARY FORMS	0	0	184	-	-	620
KULIT DAN BULU BINATANG HIDES AND SKIN	-	-	0	-	-	0
GENTIAN ASLI NATURAL FIBRES	-	-	-	0	0	0
HASIL PERHUTANAN FORESTRY PRODUCTS	33	33	26	32	32	14

Nota/Notes:

¹ Binatang Ternakan/Livestock

² Tidak Termasuk Ikan Hiasan/Excluding Ornamental Fish

**JADUAL 22: PERDAGANGAN LUAR NEGERI BAGI AGROMAKANAN DAN HASIL
PERTANIAN TERPILIH MENGIKUT NEGARA - MYANMAR**
TABLE 22: EXTERNAL TRADE FOR AGROFOOD AND SELECTED
AGRICULTURAL PRODUCTS BY COUNTRIES - MYANMAR

KATEGORI CATEGORY	RM JUTA/MILLION					
	2025			2026 (Jan.-Feb./Jan.-Feb.)		
	EKSPORT EXPORTS	EKSPORT DOMESTIK DOMESTIC EXPORTS	IMPORT IMPORTS	EKSPORT EXPORTS	EKSPORT DOMESTIK DOMESTIC EXPORTS	IMPORT IMPORTS
JUMLAH AGROMAKANAN DAN HASIL PERTANIAN TERPILIH TOTAL OF AGROFOOD AND SELECTED AGRICULTURAL PRODUCTS	574	528	781	104	102	149
JUMLAH AGROMAKANAN TOTAL OF AGROFOOD	328	285	278	62	61	51
TERNAKAN LIVESTOCK	34	33	0	10	10	-
BINATANG HIDUP ¹ LIVE ANIMALS ¹	3	3	-	1	1	-
DAGING DAN SEDIAAN DAGING MEAT AND MEAT PREPARATIONS	0	0	-	-	-	-
HASIL TENUSU DAIRY PRODUCTS	29	28	0	9	9	-
TELUR UNGGAS POULTRY EGGS	2	2	0	-	-	-
PERIKANAN FISHERIES	1	-	122	-	-	29
IKAN, KRUSTASEA, MOLUSKA DAN SEDIAAN ² FISH, CRUSTACEANS, MOLLUSCS AND PREPARATIONS ²	1	-	122	-	-	29
TANAMAN FOOD CROPS	182	141	149	31	31	21
BIJIRIN DAN SEDIAAN BIJIRIN CEREALS AND CEREAL PREPARATIONS	13	13	6	3	3	1
SAYUR-SAYURAN VEGETABLES	1	1	123	-	-	18
BUAH-BUAHAN FRUITS	0	0	15	0	0	2
GULA, SEDIAAN GULA DAN MADU SUGARS, SUGAR PREPARATIONS AND HONEY	12	12	1	0	0	0
KOPI, KOKO, TEH, REMPAH DAN KELUARAN COFFEE, COCOA, TEA, SPICES AND MANUFACTURES	156	115	4	28	28	0
LAIN-LAIN OTHERS	111	111	6	21	21	1
BAHAN MAKANAN UNTUK TERNAKAN FEEDING STUFF FOR ANIMALS	54	54	0	10	10	0
KELUARAN DAN SEDIAAN MAKANAN LAIN MISCELLANEOUS EDIBLE PRODUCTS AND PREPARATIONS	57	57	6	11	11	1
JUMLAH KEPERLUAN PERTANIAN TOTAL OF AGRICULTURAL INPUTS	86	86	0	16	16	0
BAJA FERTILIZERS	83	83	-	16	16	-
UBAT-UBATAN VETERINAR VETERINARY MEDICAMENTS	0	0	-	0	0	-
UBAT PEMBUNUH KUMAN, UBAT SERANGGA DSB. DISINFECTANTS, INSECTICIDES, FUNGICIDES, WEED KILLERS AND ANTI-SPROUTING PRODUCTS, ETC.	2	1	0	0	0	-
JENTERA PERTANIAN (TERMASUK TRAKTOR) DAN ALAT GANTI AGRICULTURAL MACHINERY (INCLUDING TRACTORS) AND PARTS	1	1	0	-	-	0

**JADUAL 22: PERDAGANGAN LUAR NEGERI BAGI AGROMAKANAN DAN HASIL
PERTANIAN TERPILIH MENGIKUT NEGARA - MYANMAR**
TABLE 22: EXTERNAL TRADE FOR AGROFOOD AND SELECTED
AGRICULTURAL PRODUCTS BY COUNTRIES - MYANMAR

KATEGORI CATEGORY	RM JUTA/MILLION					
	2025			2026 (Jan.-Feb./Jan.-Feb.)		
	EKSPORT EXPORTS	EKSPORT DOMESTIK DOMESTIC EXPORTS	IMPORT	EKSPORT EXPORTS	EKSPORT DOMESTIK DOMESTIC EXPORTS	IMPORTS
JUMLAH KELUARAN PERTANIAN LAIN TOTAL OF OTHER AGRICULTURAL PRODUCTS	160	157	503	25	24	98
BINATANG HIDUP (BUKAN BINATANG TERNAKAN) LIVE ANIMALS (NON LIVESTOCK)	0	0	0	0	0	-
IKAN HIASAN ORNAMENTAL FISH	0	0	0	-	-	-
RUMPAI LAUT SEAWEED	0	0	-	0	0	-
LAIN-LAIN PRODUK IKAN OTHER FISH PRODUCTS	-	-	-	-	-	-
MINUMAN DAN TEMBAKAU BEVERAGES AND TOBACCO	2	0	0	0	0	0
MINYAK KELAPA SAWIT PALM OIL	92	92	-	14	14	-
MINYAK ISIRUNG KELAPA SAWIT PALM KERNEL OIL	-	-	-	-	-	-
BUNGA-BUNGAAN FLORICULTURE	-	-	-	-	-	-
BAHAN TANAMAN UNTUK PEMBIAKAN SEEDS AND BUDS FOR SOWING	0	0	-	0	0	-
LEMAK HAIWAN DAN SAYURAN/LAIN-LAIN BIJI-BIJI MINYAK ANIMAL AND VEGETABLE FATS/OTHER OIL SEEDS	2	2	5	1	1	0
GETAH ASLI DAN SUSU GETAH NATURAL RUBBER AND NATURAL GUMS IN PRIMARY FORMS	-	-	486	-	-	97
KULIT DAN BULU BINATANG HIDES AND SKIN	-	-	0	-	-	-
GENTIAN ASLI NATURAL FIBRES	-	-	-	-	-	-
HASIL PERHUTANAN FORESTRY PRODUCTS	64	63	11	10	10	1

Nota/Notes :

¹ Binatang Ternakan/Livestock

² Tidak Termasuk Ikan Hiasan/Excluding Ornamental Fish

JADUAL 23: PERDAGANGAN LUAR NEGERI BAGI AGROMAKANAN DAN HASIL PERTANIAN TERPILIH MENGIKUT NEGARA - VIETNAM
TABLE 23: EXTERNAL TRADE FOR AGROFOOD AND SELECTED AGRICULTURAL PRODUCTS BY COUNTRIES - VIETNAM

KATEGORI CATEGORY	RM JUTA/MILLION					
	2023			2024		
	EKSPORT EXPORTS	EKSPORT DOMESTIK DOMESTIC EXPORTS	IMPORT IMPORTS	EKSPORT EXPORTS	EKSPORT DOMESTIK DOMESTIC EXPORTS	IMPORT IMPORTS
JUMLAH AGROMAKANAN DAN HASIL PERTANIAN TERPILIH TOTAL OF AGROFOOD AND SELECTED AGRICULTURAL PRODUCTS	4,433	4,189	5,239	5,017	4,824	6,789
JUMLAH AGROMAKANAN TOTAL OF AGROFOOD	1,312	1,226	3,126	1,531	1,454	4,493
TERNAKAN LIVESTOCK	33	33	10	43	41	5
BINATANG HIDUP ¹ LIVE ANIMALS ¹	13	13	-	24	24	-
DAGING DAN SEDIAAN DAGING MEAT AND MEAT PREPARATIONS	9	9	10	8	5	4
HASIL TENUSU DAIRY PRODUCTS	11	11	0	12	12	0
TELUR UNGGAS POULTRY EGGS	-	-	0	0	0	0
PERIKANAN FISHERIES	155	155	758	98	97	693
IKAN, KRUSTASEA, MOLUSKA DAN SEDIAAN ² FISH, CRUSTACEANS, MOLLUSCS AND PREPARATIONS ²	155	155	758	98	97	693
TANAMAN FOOD CROPS	414	334	1,926	545	474	3,363
BIJIRIN DAN SEDIAAN BIJIRIN CEREALS AND CEREAL PREPARATIONS	133	132	1,044	157	155	2,024
SAYUR-SAYURAN VEGETABLES	3	3	69	3	3	82
BUAH-BUAHAN FRUITS	16	8	210	9	9	240
GULA, SEDIAAN GULA DAN MADU SUGARS, SUGAR PREPARATIONS AND HONEY	83	81	66	79	79	74
KOPI, KOKO, TEH, REMPAH DAN KELUARAN COFFEE, COCOA, TEA, SPICES AND MANUFACTURES	179	109	537	297	229	942
LAIN-LAIN OTHERS	710	704	433	844	842	433
BAHAN MAKANAN UNTUK TERNAKAN FEEDING STUFF FOR ANIMALS	86	86	364	148	148	334
KELUARAN DAN SEDIAAN MAKANAN LAIN MISCELLANEOUS EDIBLE PRODUCTS AND PREPARATIONS	624	619	69	696	694	99
JUMLAH KEPERLUAN PERTANIAN TOTAL OF AGRICULTURAL INPUTS	269	195	227	306	280	235
BAJA FERTILIZERS	150	93	198	193	189	202
UBAT-UBATAN VETERINAR VETERINARY MEDICAMENTS	2	2	-	1	1	-
UBAT PEMBUNUH KUMAN, UBAT SERANGGA DSB. DISINFECTANTS, INSECTICIDES, FUNGICIDES, WEED KILLERS AND ANTI-SPROUTING PRODUCTS, ETC.	73	56	23	67	46	30
JENTERA PERTANIAN (TERMASUK TRAKTOR) DAN ALAT GANTI AGRICULTURAL MACHINERY (INCLUDING TRACTORS) AND PARTS	43	43	6	45	44	4

**JADUAL 23: PERDAGANGAN LUAR NEGERI BAGI AGROMAKANAN DAN HASIL
PERTANIAN TERPILIH MENGIKUT NEGARA - VIETNAM**
TABLE 23: EXTERNAL TRADE FOR AGROFOOD AND SELECTED
AGRICULTURAL PRODUCTS BY COUNTRIES - VIETNAM

KATEGORI CATEGORY	RM JUTA/MILLION					
	2023			2024		
	EKSPORT EXPORTS	EKSPORT DOMESTIK DOMESTIC EXPORTS	IMPORT IMPORTS	EKSPORT EXPORTS	EKSPORT DOMESTIK DOMESTIC EXPORTS	IMPORT IMPORTS
JUMLAH KELUARAN PERTANIAN LAIN TOTAL OF OTHER AGRICULTURAL PRODUCTS	2,852	2,768	1,886	3,181	3,090	2,060
BINATANG HIDUP (BUKAN BINATANG TERNAKAN) LIVE ANIMALS (NON LIVESTOCK)	0	0	0	0	0	0
IKAN HIASAN ORNAMENTAL FISH	2	2	0	2	2	0
RUMPAI LAUT SEAWEED	0	0	0	0	0	0
LAIN-LAIN PRODUK IKAN OTHER FISH PRODUCTS	0	0	105	-	-	18
MINUMAN DAN TEMBAKAU BEVERAGES AND TOBACCO	65	19	16	86	30	21
MINYAK KELAPA SAWIT PALM OIL	1,822	1,822	-	1,844	1,842	-
MINYAK ISIRUNG KELAPA SAWIT PALM KERNEL OIL	110	110	-	95	95	40
BUNGA-BUNGAAN FLORICULTURE	6	6	0	4	4	0
BAHAN TANAMAN UNTUK PEMBIAKAN SEEDS AND BUDS FOR SOWING	0	0	2	0	0	1
LEMAK HAIWAN DAN SAYURAN/LAIN-LAIN BIJI-BIJI MINYAK ANIMAL AND VEGETABLE FATS/OTHER OIL SEEDS	172	172	408	201	196	391
GETAH ASLI DAN SUSU GETAH NATURAL RUBBER AND NATURAL GUMS IN PRIMARY FORMS	1	0	60	19	19	231
KULIT DAN BULU BINATANG HIDES AND SKIN	3	3	15	3	3	24
GENTIAN ASLI NATURAL FIBRES	150	128	90	143	128	76
HASIL PERHUTANAN FORESTRY PRODUCTS	520	505	1,191	785	772	1,258

Nota/Notes:

¹ Binatang Ternakan/Livestock

² Tidak Termasuk Ikan Hiasan/Excluding Ornamental Fish

**JADUAL 23: PERDAGANGAN LUAR NEGERI BAGI AGROMAKANAN DAN HASIL
PERTANIAN TERPILIH MENGIKUT NEGARA - VIETNAM**
TABLE 23: EXTERNAL TRADE FOR AGROFOOD AND SELECTED
AGRICULTURAL PRODUCTS BY COUNTRIES - VIETNAM

KATEGORI CATEGORY	RM JUTA/MILLION					
	2025			2026 (Jan.-Feb./Jan.-Feb.)		
	EKSPORT EXPORTS	EKSPORT DOMESTIK DOMESTIC EXPORTS	IMPORT IMPORTS	EKSPORT EXPORTS	EKSPORT DOMESTIK DOMESTIC EXPORTS	IMPORT IMPORTS
JUMLAH AGROMAKANAN DAN HASIL PERTANIAN TERPILIH TOTAL OF AGROFOOD AND SELECTED AGRICULTURAL PRODUCTS	4,899	4,610	6,742	766	719	1,182
JUMLAH AGROMAKANAN TOTAL OF AGROFOOD	1,522	1,377	4,142	250	221	648
TERNAKAN LIVESTOCK	55	53	2	15	9	3
BINATANG HIDUP ¹ LIVE ANIMALS ¹	42	42	-	7	7	-
DAGING DAN SEDIAAN DAGING MEAT AND MEAT PREPARATIONS	5	3	2	6	1	3
HASIL TENUSU DAIRY PRODUCTS	8	8	0	1	1	-
TELUR UNGGAS POULTRY EGGS	-	-	-	-	-	-
PERIKANAN FISHERIES	99	93	671	16	16	93
IKAN, KRUSTASEA, MOLUSKA DAN SEDIAAN ² FISH, CRUSTACEANS, MOLLUSCS AND PREPARATIONS ²	99	93	671	16	16	93
TANAMAN FOOD CROPS	622	489	2,933	105	83	457
BIJIRIN DAN SEDIAAN BIJIRIN CEREALS AND CEREAL PREPARATIONS	176	176	1,085	34	34	158
SAYUR-SAYURAN VEGETABLES	5	4	182	0	0	50
BUAH-BUAHAN FRUITS	8	7	325	7	1	59
GULA, SEDIAAN GULA DAN MADU SUGARS, SUGAR PREPARATIONS AND HONEY	77	57	78	4	4	10
KOPI, KOKO, TEH, REMPAH DAN KELUARAN COFFEE, COCOA, TEA, SPICES AND MANUFACTURES	356	246	1,264	60	44	180
LAIN-LAIN OTHERS	745	743	537	114	114	95
BAHAN MAKANAN UNTUK TERNAKAN FEEDING STUFF FOR ANIMALS	111	111	436	22	22	78
KELUARAN DAN SEDIAAN MAKANAN LAIN MISCELLANEOUS EDIBLE PRODUCTS AND PREPARATIONS	635	632	101	92	92	17
JUMLAH KEPERLUAN PERTANIAN TOTAL OF AGRICULTURAL INPUTS	292	283	263	18	17	51
BAJA FERTILIZERS	159	159	215	1	1	44
UBAT-UBATAN VETERINAR VETERINARY MEDICAMENTS	2	2	-	0	0	-
UBAT PEMBUNUH KUMAN, UBAT SERANGGA DSB. DISINFECTANTS, INSECTICIDES, FUNGICIDES, WEED KILLERS AND ANTI-SPROUTING PRODUCTS, ETC.	88	81	35	13	13	5
JENTERA PERTANIAN (TERMASUK TRAKTOR) DAN ALAT GANTI AGRICULTURAL MACHINERY (INCLUDING TRACTORS) AND PARTS	42	41	12	4	4	2

**JADUAL 23: PERDAGANGAN LUAR NEGERI BAGI AGROMAKANAN DAN HASIL
PERTANIAN TERPILIH MENGIKUT NEGARA - VIETNAM**
TABLE 23: EXTERNAL TRADE FOR AGROFOOD AND SELECTED
AGRICULTURAL PRODUCTS BY COUNTRIES - VIETNAM

KATEGORI CATEGORY	RM JUTA/MILLION					
	2025			2026 (Jan.-Feb./Jan.-Feb.)		
	EKSPORT EXPORTS	EKSPORT DOMESTIK DOMESTIC EXPORTS	IMPORT IMPORTS	EKSPORT EXPORTS	EKSPORT DOMESTIK DOMESTIC EXPORTS	IMPORT IMPORTS
JUMLAH KELUARAN PERTANIAN LAIN TOTAL OF OTHER AGRICULTURAL PRODUCTS	3,085	2,949	2,337	498	481	483
BINATANG HIDUP (BUKAN BINATANG TERNAKAN) LIVE ANIMALS (NON LIVESTOCK)	0	0	0	0	0	0
IKAN HIASAN ORNAMENTAL FISH	1	1	1	0	0	0
RUMPAI LAUT SEAWEED	-	-	0	-	-	-
LAIN-LAIN PRODUK IKAN OTHER FISH PRODUCTS	1	-	23	-	-	0
MINUMAN DAN TEMBAKAU BEVERAGES AND TOBACCO	128	38	25	18	4	5
MINYAK KELAPA SAWIT PALM OIL	1,575	1,575	-	271	271	-
MINYAK ISIRUNG KELAPA SAWIT PALM KERNEL OIL	70	70	61	8	8	1
BUNGA-BUNGAAN FLORICULTURE	1	1	0	0	0	0
BAHAN TANAMAN UNTUK PEMBIAKAN SEEDS AND BUDS FOR SOWING	0	0	2	-	-	0
LEMAK HAIWAN DAN SAYURAN/LAIN-LAIN BIJI-BIJI MINYAK ANIMAL AND VEGETABLE FATS/OTHER OIL SEEDS	239	238	570	30	30	163
GETAH ASLI DAN SUSU GETAH NATURAL RUBBER AND NATURAL GUMS IN PRIMARY FORMS	3	1	336	2	2	81
KULIT DAN BULU BINATANG HIDES AND SKIN	3	3	27	0	0	3
GENTIAN ASLI NATURAL FIBRES	187	167	47	20	20	6
HASIL PERHUTANAN FORESTRY PRODUCTS	877	856	1,244	148	146	223

Nota/Notes :

¹ Binatang Ternakan/Livestock

² Tidak Termasuk Ikan Hiasan/Excluding Ornamental Fish

JADUAL 24: PERDAGANGAN LUAR NEGERI BAGI AGROMAKANAN DAN HASIL PERTANIAN TERPILIH MENGIKUT NEGARA - KEMBOJA
TABLE 24: EXTERNAL TRADE FOR AGROFOOD AND SELECTED AGRICULTURAL PRODUCTS BY COUNTRIES - CAMBODIA

KATEGORI CATEGORY	RM JUTA/MILLION					
	2023			2024		
	EKSPORT EXPORTS	EKSPORT DOMESTIK DOMESTIC EXPORTS	IMPORT IMPORTS	EKSPORT EXPORTS	EKSPORT DOMESTIK DOMESTIC EXPORTS	IMPORT IMPORTS
JUMLAH AGROMAKANAN DAN HASIL PERTANIAN TERPILIH TOTAL OF AGROFOOD AND SELECTED AGRICULTURAL PRODUCTS	210	205	210	245	244	309
JUMLAH AGROMAKANAN TOTAL OF AGROFOOD	104	102	178	132	131	249
TERNAKAN LIVESTOCK	11	10	-	7	7	-
BINATANG HIDUP ¹ LIVE ANIMALS ¹	-	-	-	-	-	-
DAGING DAN SEDIAAN DAGING MEAT AND MEAT PREPARATIONS	9	8	-	6	6	-
HASIL TENUSU DAIRY PRODUCTS	2	2	-	1	1	-
TELUR UNGGAS POULTRY EGGS	-	-	-	-	-	-
PERIKANAN FISHERIES	1	1	-	0	0	-
IKAN, KRUSTASEA, MOLUSKA DAN SEDIAAN ² FISH, CRUSTACEANS, MOLLUSCS AND PREPARATIONS ²	1	1	-	0	0	-
TANAMAN FOOD CROPS	69	68	178	87	87	249
BIJIRIN DAN SEDIAAN BIJIRIN CEREALS AND CEREAL PREPARATIONS	37	37	178	34	34	247
SAYUR-SAYURAN VEGETABLES	1	1	-	1	1	0
BUAH-BUAHAN FRUITS	7	7	0	6	6	0
GULA, SEDIAAN GULA DAN MADU SUGARS, SUGAR PREPARATIONS AND HONEY	2	2	-	14	14	-
KOPI, KOKO, TEH, REMPAH DAN KELUARAN COFFEE, COCOA, TEA, SPICES AND MANUFACTURES	22	21	0	32	32	2
LAIN-LAIN OTHERS	23	23	0	37	37	0
BAHAN MAKANAN UNTUK TERNAKAN FEEDING STUFF FOR ANIMALS	0	0	-	0	0	0
KELUARAN DAN SEDIAAN MAKANAN LAIN MISCELLANEOUS EDIBLE PRODUCTS AND PREPARATIONS	23	23	0	37	37	0
JUMLAH KEPERLUAN PERTANIAN TOTAL OF AGRICULTURAL INPUTS	18	18	-	16	16	0
BAJA FERTILIZERS	5	5	-	6	6	-
UBAT-UBATAN VETERINAR VETERINARY MEDICAMENTS	0	0	-	0	-	-
UBAT PEMBUNUH KUMAN, UBAT SERANGGA DSB. DISINFECTANTS, INSECTICIDES, FUNGICIDES, WEED KILLERS AND ANTI-SPROUTING PRODUCTS, ETC.	3	3	-	4	4	0
JENTERA PERTANIAN (TERMASUK TRAKTOR) DAN ALAT GANTI AGRICULTURAL MACHINERY (INCLUDING TRACTORS) AND PARTS	10	10	-	6	6	-

**JADUAL 24: PERDAGANGAN LUAR NEGERI BAGI AGROMAKANAN DAN HASIL
PERTANIAN TERPILIH MENGIKUT NEGARA - KEMBOJA**
TABLE 24: EXTERNAL TRADE FOR AGROFOOD AND SELECTED
AGRICULTURAL PRODUCTS BY COUNTRIES - CAMBODIA

KATEGORI CATEGORY	RM JUTA/MILLION					
	2023			2024		
	EKSPORT EXPORTS	EKSPORT DOMESTIK DOMESTIC EXPORTS	IMPORT IMPORTS	EKSPORT EXPORTS	EKSPORT DOMESTIK DOMESTIC EXPORTS	IMPORT IMPORTS
JUMLAH KELUARAN PERTANIAN LAIN TOTAL OF OTHER AGRICULTURAL PRODUCTS	88	85	31	98	97	60
BINATANG HIDUP (BUKAN BINATANG TERNAKAN) LIVE ANIMALS (NON LIVESTOCK)	0	0	0	0	0	-
IKAN HIASAN ORNAMENTAL FISH	0	0	-	-	-	-
RUMPAI LAUT SEAWEED	-	-	-	-	-	-
LAIN-LAIN PRODUK IKAN OTHER FISH PRODUCTS	-	-	-	-	-	-
MINUMAN DAN TEMBAKAU BEVERAGES AND TOBACCO	43	42	0	31	30	0
MINYAK KELAPA SAWIT PALM OIL	7	7	-	9	9	2
MINYAK ISIRUNG KELAPA SAWIT PALM KERNEL OIL	0	0	-	-	-	-
BUNGA-BUNGAAN FLORICULTURE	0	0	-	-	-	-
BAHAN TANAMAN UNTUK PEMBIAKAN SEEDS AND BUDS FOR SOWING	-	-	12	0	0	2
LEMAK HAIWAN DAN SAYURAN/LAIN-LAIN BIJI-BIJI MINYAK ANIMAL AND VEGETABLE FATS/OTHER OIL SEEDS	12	12	15	11	11	52
GETAH ASLI DAN SUSU GETAH NATURAL RUBBER AND NATURAL GUMS IN PRIMARY FORMS	2	2	4	11	11	4
KULIT DAN BULU BINATANG HIDES AND SKIN	-	-	-	-	-	0
GENTIAN ASLI NATURAL FIBRES	1	1	0	2	2	0
HASIL PERHUTANAN FORESTRY PRODUCTS	23	22	0	35	35	0

Nota/Notes:

¹ Binatang Ternakan/Livestock

² Tidak Termasuk Ikan Hiasan/Excluding Ornamental Fish

**JADUAL 24: PERDAGANGAN LUAR NEGERI BAGI AGROMAKANAN DAN HASIL
PERTANIAN TERPILIH MENGIKUT NEGARA - KEMBOJA**
TABLE 24: EXTERNAL TRADE FOR AGROFOOD AND SELECTED
AGRICULTURAL PRODUCTS BY COUNTRIES - CAMBODIA

KATEGORI CATEGORY	RM JUTA/MILLION					
	2025			2026 (Jan.-Feb./Jan.-Feb.)		
	EKSPORT EXPORTS	EKSPORT DOMESTIK DOMESTIC EXPORTS	IMPORT IMPORTS	EKSPORT EXPORTS	EKSPORT DOMESTIK DOMESTIC EXPORTS	IMPORT IMPORTS
JUMLAH AGROMAKANAN DAN HASIL PERTANIAN TERPILIH TOTAL OF AGROFOOD AND SELECTED AGRICULTURAL PRODUCTS	396	388	283	115	113	79
JUMLAH AGROMAKANAN TOTAL OF AGROFOOD	196	194	239	68	67	71
TERNAKAN LIVESTOCK	26	25	-	13	13	0
BINATANG HIDUP ¹ LIVE ANIMALS ¹	-	-	-	-	-	-
DAGING DAN SEDIAAN DAGING MEAT AND MEAT PREPARATIONS	5	5	-	2	2	-
HASIL TENUSU DAIRY PRODUCTS	20	20	-	11	11	0
TELUR UNGGAS POULTRY EGGS	-	-	-	-	-	-
PERIKANAN FISHERIES	1	1	-	1	1	-
IKAN, KRUSTASEA, MOLUSKA DAN SEDIAAN ² FISH, CRUSTACEANS, MOLLUSCS AND PREPARATIONS ²	1	1	-	1	1	-
TANAMAN FOOD CROPS	96	95	237	18	18	71
BIJIRIN DAN SEDIAAN BIJIRIN CEREALS AND CEREAL PREPARATIONS	35	35	236	7	7	71
SAYUR-SAYURAN VEGETABLES	1	1	0	0	0	-
BUAH-BUAHAN FRUITS	6	6	1	1	1	-
GULA, SEDIAAN GULA DAN MADU SUGARS, SUGAR PREPARATIONS AND HONEY	5	5	-	1	1	-
KOPI, KOKO, TEH, REMPAH DAN KELUARAN COFFEE, COCOA, TEA, SPICES AND MANUFACTURES	48	48	0	8	8	0
LAIN-LAIN OTHERS	74	73	1	37	36	-
BAHAN MAKANAN UNTUK TERNAKAN FEEDING STUFF FOR ANIMALS	1	1	1	0	0	-
KELUARAN DAN SEDIAAN MAKANAN LAIN MISCELLANEOUS EDIBLE PRODUCTS AND PREPARATIONS	73	73	0	36	36	-
JUMLAH KEPERLUAN PERTANIAN TOTAL OF AGRICULTURAL INPUTS	21	21	1	2	2	-
BAJA FERTILIZERS	9	9	-	1	1	-
UBAT-UBATAN VETERINAR VETERINARY MEDICAMENTS	-	-	-	-	-	-
UBAT PEMBUNUH KUMAN, UBAT SERANGGA DSB. DISINFECTANTS, INSECTICIDES, FUNGICIDES, WEED KILLERS AND ANTI-SPROUTING PRODUCTS, ETC.	4	4	1	0	0	-
JENTERA PERTANIAN (TERMASUK TRAKTOR) DAN ALAT GANTI AGRICULTURAL MACHINERY (INCLUDING TRACTORS) AND PARTS	8	8	-	1	1	-

**JADUAL 24: PERDAGANGAN LUAR NEGERI BAGI AGROMAKANAN DAN HASIL
PERTANIAN TERPILIH MENGIKUT NEGARA - KEMBOJA**
TABLE 24: EXTERNAL TRADE FOR AGROFOOD AND SELECTED
AGRICULTURAL PRODUCTS BY COUNTRIES - CAMBODIA

KATEGORI CATEGORY	RM JUTA/MILLION					
	2025			2026 (Jan.-Feb./Jan.-Feb.)		
	EKSPORT EXPORTS	EKSPORT DOMESTIK DOMESTIC EXPORTS	IMPORT IMPORTS	EKSPORT EXPORTS	EKSPORT DOMESTIK DOMESTIC EXPORTS	IMPORT IMPORTS
JUMLAH KELUARAN PERTANIAN LAIN TOTAL OF OTHER AGRICULTURAL PRODUCTS	179	173	43	45	44	8
BINATANG HIDUP (BUKAN BINATANG TERNAKAN) LIVE ANIMALS (NON LIVESTOCK)	-	-	0	0	0	-
IKAN HIASAN ORNAMENTAL FISH	-	-	-	-	-	-
RUMPAI LAUT SEAWEED	-	-	-	-	-	-
LAIN-LAIN PRODUK IKAN OTHER FISH PRODUCTS	0	0	-	-	-	-
MINUMAN DAN TEMBAKAU BEVERAGES AND TOBACCO	21	18	0	3	2	0
MINYAK KELAPA SAWIT PALM OIL	24	24	-	5	5	-
MINYAK ISIRUNG KELAPA SAWIT PALM KERNEL OIL	0	0	-	-	-	-
BUNGA-BUNGAAN FLORICULTURE	-	-	-	-	-	-
BAHAN TANAMAN UNTUK PEMBIAKAN SEEDS AND BUDS FOR SOWING	0	0	-	-	-	-
LEMAK HAIWAN DAN SAYURAN/LAIN-LAIN BIJI-BIJI MINYAK ANIMAL AND VEGETABLE FATS/OTHER OIL SEEDS	17	17	39	5	5	6
GETAH ASLI DAN SUSU GETAH NATURAL RUBBER AND NATURAL GUMS IN PRIMARY FORMS	20	19	3	-	-	1
KULIT DAN BULU BINATANG HIDES AND SKIN	0	0	0	-	-	0
GENTIAN ASLI NATURAL FIBRES	0	0	-	0	0	-
HASIL PERHUTANAN FORESTRY PRODUCTS	94	93	0	32	32	0

Nota/Notes :

¹ Binatang Ternakan/Livestock

² Tidak Termasuk Ikan Hiasan/Excluding Ornamental Fish

**JADUAL 25: PERDAGANGAN LUAR NEGERI BAGI AGROMAKANAN DAN HASIL
PERTANIAN TERPILIH MENGIKUT NEGARA - LAOS**
TABLE 25: EXTERNAL TRADE FOR AGROFOOD AND SELECTED
AGRICULTURAL PRODUCTS BY COUNTRIES - LAO PDR

KATEGORI CATEGORY	RM JUTA/MILLION					
	2023			2024		
	EKSPORT EXPORTS	EKSPORT DOMESTIK DOMESTIC EXPORTS	IMPORT IMPORTS	EKSPORT EXPORTS	EKSPORT DOMESTIK DOMESTIC EXPORTS	IMPORT IMPORTS
JUMLAH AGROMAKANAN DAN HASIL PERTANIAN TERPILIH TOTAL OF AGROFOOD AND SELECTED AGRICULTURAL PRODUCTS	4	4	61	11	11	14
JUMLAH AGROMAKANAN TOTAL OF AGROFOOD	1	1	0	7	7	-
TERNAKAN LIVESTOCK	0	0	-	0	0	-
BINATANG HIDUP ¹ LIVE ANIMALS ¹	-	-	-	-	-	-
DAGING DAN SEDIAAN DAGING MEAT AND MEAT PREPARATIONS	-	-	-	-	-	-
HASIL TENUSU DAIRY PRODUCTS	0	0	-	0	0	-
TELUR UNGGAS POULTRY EGGS	-	-	-	-	-	-
PERIKANAN FISHERIES	-	-	-	0	-	-
IKAN, KRUSTASEA, MOLUSKA DAN SEDIAAN ² FISH, CRUSTACEANS, MOLLUSCS AND PREPARATIONS ²	-	-	-	0	-	-
TANAMAN FOOD CROPS	0	0	0	1	1	-
BIJIRIN DAN SEDIAAN BIJIRIN CEREALS AND CEREAL PREPARATIONS	0	0	-	1	1	-
SAYUR-SAYURAN VEGETABLES	-	-	-	0	0	-
BUAH-BUAHAN FRUITS	0	0	-	-	-	-
GULA, SEDIAAN GULA DAN MADU SUGARS, SUGAR PREPARATIONS AND HONEY	0	0	-	0	-	-
KOPI, KOKO, TEH, REMPAH DAN KELUARAN COFFEE, COCOA, TEA, SPICES AND MANUFACTURES	0	0	0	0	0	-
LAIN-LAIN OTHERS	1	1	-	6	6	-
BAHAN MAKANAN UNTUK TERNAKAN FEEDING STUFF FOR ANIMALS	-	-	-	-	-	-
KELUARAN DAN SEDIAAN MAKANAN LAIN MISCELLANEOUS EDIBLE PRODUCTS AND PREPARATIONS	1	1	-	6	6	-
JUMLAH KEPERLUAN PERTANIAN TOTAL OF AGRICULTURAL INPUTS	0	0	57	1	1	14
BAJA FERTILIZERS	0	0	57	0	-	14
UBAT-UBATAN VETERINAR VETERINARY MEDICAMENTS	-	-	-	0	0	-
UBAT PEMBUNUH KUMAN, UBAT SERANGGA DSB. DISINFECTANTS, INSECTICIDES, FUNGICIDES, WEED KILLERS AND ANTI-SPROUTING PRODUCTS, ETC.	-	-	-	-	-	-
JENTERA PERTANIAN (TERMASUK TRAKTOR) DAN ALAT GANTI AGRICULTURAL MACHINERY (INCLUDING TRACTORS) AND PARTS	0	0	0	1	1	-

**JADUAL 25: PERDAGANGAN LUAR NEGERI BAGI AGROMAKANAN DAN HASIL
PERTANIAN TERPILIH MENGIKUT NEGARA - LAOS**
TABLE 25: EXTERNAL TRADE FOR AGROFOOD AND SELECTED
AGRICULTURAL PRODUCTS BY COUNTRIES - LAO PDR

KATEGORI CATEGORY	RM JUTA/MILLION					
	2023			2024		
	EKSPORT EXPORTS	EKSPORT DOMESTIK DOMESTIC EXPORTS	IMPORT IMPORTS	EKSPORT EXPORTS	EKSPORT DOMESTIK DOMESTIC EXPORTS	IMPORT IMPORTS
JUMLAH KELUARAN PERTANIAN LAIN TOTAL OF OTHER AGRICULTURAL PRODUCTS	2	2	3	3	3	0
BINATANG HIDUP (BUKAN BINATANG TERNAKAN) LIVE ANIMALS (NON LIVESTOCK)	-	-	-	-	-	-
IKAN HIASAN ORNAMENTAL FISH	-	-	-	-	-	-
RUMPAI LAUT SEAWEED	-	-	-	-	-	-
LAIN-LAIN PRODUK IKAN OTHER FISH PRODUCTS	-	-	0	-	-	-
MINUMAN DAN TEMBAKAU BEVERAGES AND TOBACCO	0	0	2	1	1	0
MINYAK KELAPA SAWIT PALM OIL	-	-	-	-	-	-
MINYAK ISIRUNG KELAPA SAWIT PALM KERNEL OIL	-	-	-	-	-	-
BUNGA-BUNGAAN FLORICULTURE	-	-	-	-	-	-
BAHAN TANAMAN UNTUK PEMBIAKAN SEEDS AND BUDS FOR SOWING	-	-	-	-	-	-
LEMAK HAIWAN DAN SAYURAN/LAIN-LAIN BIJI-BIJI MINYAK ANIMAL AND VEGETABLE FATS/OTHER OIL SEEDS	2	2	-	2	2	-
GETAH ASLI DAN SUSU GETAH NATURAL RUBBER AND NATURAL GUMS IN PRIMARY FORMS	-	-	-	-	-	-
KULIT DAN BULU BINATANG HIDES AND SKIN	-	-	-	-	-	-
GENTIAN ASLI NATURAL FIBRES	-	-	-	-	-	-
HASIL PERHUTANAN FORESTRY PRODUCTS	0	0	1	0	0	0

Nota/Notes:

¹ Binatang Ternakan/Livestock

² Tidak Termasuk Ikan Hiasan/Excluding Ornamental Fish

**JADUAL 25: PERDAGANGAN LUAR NEGERI BAGI AGROMAKANAN DAN HASIL
PERTANIAN TERPILIH MENGIKUT NEGARA - LAOS**
TABLE 25: EXTERNAL TRADE FOR AGROFOOD AND SELECTED
AGRICULTURAL PRODUCTS BY COUNTRIES - LAO PDR

KATEGORI CATEGORY	RM JUTA/MILLION					
	2025			2026 (Jan.-Feb./Jan.-Feb.)		
	EKSPORT EXPORTS	EKSPORT DOMESTIK DOMESTIC EXPORTS	IMPORT IMPORTS	EKSPORT EXPORTS	EKSPORT DOMESTIK DOMESTIC EXPORTS	IMPORT IMPORTS
JUMLAH AGROMAKANAN DAN HASIL PERTANIAN TERPILIH TOTAL OF AGROFOOD AND SELECTED AGRICULTURAL PRODUCTS	28	28	3	5	5	0
JUMLAH AGROMAKANAN TOTAL OF AGROFOOD	18	18	1	4	4	0
TERNAKAN LIVESTOCK	-	-	-	-	-	-
BINATANG HIDUP ¹ LIVE ANIMALS ¹	-	-	-	-	-	-
DAGING DAN SEDIAAN DAGING MEAT AND MEAT PREPARATIONS	-	-	-	-	-	-
HASIL TENUSU DAIRY PRODUCTS	-	-	-	-	-	-
TELUR UNGGAS POULTRY EGGS	-	-	-	-	-	-
PERIKANAN FISHERIES	0	0	-	-	-	-
IKAN, KRUSTASEA, MOLUSKA DAN SEDIAAN ² FISH, CRUSTACEANS, MOLLUSCS AND PREPARATIONS ²	0	0	-	-	-	-
TANAMAN FOOD CROPS	0	0	1	0	0	0
BIJIRIN DAN SEDIAAN BIJIRIN CEREALS AND CEREAL PREPARATIONS	0	0	-	0	0	-
SAYUR-SAYURAN VEGETABLES	-	-	-	-	-	-
BUAH-BUAHAN FRUITS	0	0	0	-	-	0
GULA, SEDIAAN GULA DAN MADU SUGARS, SUGAR PREPARATIONS AND HONEY	0	-	-	0	-	-
KOPI, KOKO, TEH, REMPAH DAN KELUARAN COFFEE, COCOA, TEA, SPICES AND MANUFACTURES	0	0	1	0	0	-
LAIN-LAIN OTHERS	18	18	0	4	4	-
BAHAN MAKANAN UNTUK TERNAKAN FEEDING STUFF FOR ANIMALS	-	-	-	-	-	-
KELUARAN DAN SEDIAAN MAKANAN LAIN MISCELLANEOUS EDIBLE PRODUCTS AND PREPARATIONS	18	18	0	4	4	-
JUMLAH KEPERLUAN PERTANIAN TOTAL OF AGRICULTURAL INPUTS	8	8	1	-	-	-
BAJA FERTILIZERS	-	-	1	-	-	-
UBAT-UBATAN VETERINAR VETERINARY MEDICAMENTS	0	0	-	-	-	-
UBAT PEMBUNUH KUMAN, UBAT SERANGGA DSB. DISINFECTANTS, INSECTICIDES, FUNGICIDES, WEED KILLERS AND ANTI-SPROUTING PRODUCTS, ETC.	0	0	-	-	-	-
JENTERA PERTANIAN (TERMASUK TRAKTOR) DAN ALAT GANTI AGRICULTURAL MACHINERY (INCLUDING TRACTORS) AND PARTS	8	8	-	-	-	-

**JADUAL 25: PERDAGANGAN LUAR NEGERI BAGI AGROMAKANAN DAN HASIL
PERTANIAN TERPILIH MENGIKUT NEGARA - LAOS**
TABLE 25: EXTERNAL TRADE FOR AGROFOOD AND SELECTED
AGRICULTURAL PRODUCTS BY COUNTRIES - LAO PDR

KATEGORI CATEGORY	RM JUTA/MILLION					
	2025			2026 (Jan.-Feb./Jan.-Feb.)		
	EKSPORT EXPORTS	EKSPORT DOMESTIK DOMESTIC EXPORTS	IMPORT	EKSPORT EXPORTS	EKSPORT DOMESTIK DOMESTIC EXPORTS	IMPORT
JUMLAH KELUARAN PERTANIAN LAIN TOTAL OF OTHER AGRICULTURAL PRODUCTS	2	2	0	0	0	-
BINATANG HIDUP (BUKAN BINATANG TERNAKAN) LIVE ANIMALS (NON LIVESTOCK)	-	-	-	-	-	-
IKAN HIASAN ORNAMENTAL FISH	-	-	-	-	-	-
RUMPAI LAUT SEAWEED	-	-	-	-	-	-
LAIN-LAIN PRODUK IKAN OTHER FISH PRODUCTS	-	-	-	-	-	-
MINUMAN DAN TEMBAKAU BEVERAGES AND TOBACCO	1	1	-	0	0	-
MINYAK KELAPA SAWIT PALM OIL	-	-	-	-	-	-
MINYAK ISIRUNG KELAPA SAWIT PALM KERNEL OIL	-	-	-	-	-	-
BUNGA-BUNGAAN FLORICULTURE	-	-	-	-	-	-
BAHAN TANAMAN UNTUK PEMBIAKAN SEEDS AND BUDS FOR SOWING	-	-	-	-	-	-
LEMAK HAIWAN DAN SAYURAN/LAIN-LAIN BIJI-BIJI MINYAK ANIMAL AND VEGETABLE FATS/OTHER OIL SEEDS	1	1	-	0	0	-
GETAH ASLI DAN SUSU GETAH NATURAL RUBBER AND NATURAL GUMS IN PRIMARY FORMS	-	-	-	-	-	-
KULIT DAN BULU BINATANG HIDES AND SKIN	-	-	-	-	-	-
GENTIAN ASLI NATURAL FIBRES	-	-	0	-	-	-
HASIL PERHUTANAN FORESTRY PRODUCTS	-	-	-	0	0	-

Nota/Notes :

¹ Binatang Ternakan/Livestock

² Tidak Termasuk Ikan Hiasan/Excluding Ornamental Fish

JADUAL 26: PERDAGANGAN LUAR NEGERI BAGI AGROMAKANAN DAN HASIL PERTANIAN TERPILIH MENGIKUT NEGARA - JERMAN
TABLE 26: EXTERNAL TRADE FOR AGROFOOD AND SELECTED AGRICULTURAL PRODUCTS BY COUNTRIES - GERMANY

KATEGORI CATEGORY	RM JUTA/MILLION					
	2023			2024		
	EKSPORT EXPORTS	EKSPORT DOMESTIK DOMESTIC EXPORTS	IMPORT IMPORTS	EKSPORT EXPORTS	EKSPORT DOMESTIK DOMESTIC EXPORTS	IMPORT IMPORTS
JUMLAH AGROMAKANAN DAN HASIL PERTANIAN TERPILIH TOTAL OF AGROFOOD AND SELECTED AGRICULTURAL PRODUCTS	985	828	2,119	1,449	1,356	2,141
JUMLAH AGROMAKANAN TOTAL OF AGROFOOD	160	145	948	154	153	854
TERNAKAN LIVESTOCK	3	-	322	0	0	240
BINATANG HIDUP ¹ LIVE ANIMALS ¹	-	-	-	-	-	-
DAGING DAN SEDIAAN DAGING MEAT AND MEAT PREPARATIONS	3	-	4	0	0	3
HASIL TENUSU DAIRY PRODUCTS	-	-	313	-	-	234
TELUR UNGGAS POULTRY EGGS	-	-	6	0	-	2
PERIKANAN FISHERIES	2	2	2	1	1	1
IKAN, KRUSTASEA, MOLUSKA DAN SEDIAAN ² FISH, CRUSTACEANS, MOLLUSCS AND PREPARATIONS ²	2	2	2	1	1	1
TANAMAN FOOD CROPS	133	120	400	124	123	384
BIJIRIN DAN SEDIAAN BIJIRIN CEREALS AND CEREAL PREPARATIONS	1	1	43	13	13	52
SAYUR-SAYURAN VEGETABLES	0	0	271	1	1	242
BUAH-BUAHAN FRUITS	2	2	3	7	6	4
GULA, SEDIAAN GULA DAN MADU SUGARS, SUGAR PREPARATIONS AND HONEY	4	4	6	4	4	10
KOPI, KOKO, TEH, REMPAH DAN KELUARAN COFFEE, COCOA, TEA, SPICES AND MANUFACTURES	126	113	77	100	99	77
LAIN-LAIN OTHERS	23	23	225	29	29	229
BAHAN MAKANAN UNTUK TERNAKAN FEEDING STUFF FOR ANIMALS	13	13	70	13	13	75
KELUARAN DAN SEDIAAN MAKANAN LAIN MISCELLANEOUS EDIBLE PRODUCTS AND PREPARATIONS	9	9	154	16	16	154
JUMLAH KEPERLUAN PERTANIAN TOTAL OF AGRICULTURAL INPUTS	18	18	609	14	14	692
BAJA FERTILIZERS	0	0	99	0	0	125
UBAT-UBATAN VETERINAR VETERINARY MEDICAMENTS	0	0	297	0	0	329
UBAT PEMBUNUH KUMAN, UBAT SERANGGA DSB. DISINFECTANTS, INSECTICIDES, FUNGICIDES, WEED KILLERS AND ANTI-SPROUTING PRODUCTS, ETC.	0	0	79	0	0	90
JENTERA PERTANIAN (TERMASUK TRAKTOR) DAN ALAT GANTI AGRICULTURAL MACHINERY (INCLUDING TRACTORS) AND PARTS	18	18	135	14	14	148

**JADUAL 26: PERDAGANGAN LUAR NEGERI BAGI AGROMAKANAN DAN HASIL
PERTANIAN TERPILIH MENGIKUT NEGARA - JERMAN**
TABLE 26: EXTERNAL TRADE FOR AGROFOOD AND SELECTED
AGRICULTURAL PRODUCTS BY COUNTRIES - GERMANY

KATEGORI CATEGORY	2023			2024		
	EKSPORT	EKSPORT DOMESTIK	IMPORT	EKSPORT	EKSPORT DOMESTIK	IMPORT
	EXPORTS	DOMESTIC EXPORTS	IMPORTS	EXPORTS	DOMESTIC EXPORTS	IMPORTS
JUMLAH KELUARAN PERTANIAN LAIN TOTAL OF OTHER AGRICULTURAL PRODUCTS	806	665	562	1,280	1,189	595
BINATANG HIDUP (BUKAN BINATANG TERNAKAN) LIVE ANIMALS (NON LIVESTOCK)	0	0	0	0	0	0
IKAN HIASAN ORNAMENTAL FISH	0	0	-	0	0	-
RUMPAI LAUT SEAWEED	-	-	1	0	0	1
LAIN-LAIN PRODUK IKAN OTHER FISH PRODUCTS	-	-	0	-	-	0
MINUMAN DAN TEMBAKAU BEVERAGES AND TOBACCO	1	0	25	1	0	21
MINYAK KELAPA SAWIT PALM OIL	161	137	0	398	392	0
MINYAK ISIRUNG KELAPA SAWIT PALM KERNEL OIL	2	2	1	9	9	-
BUNGA-BUNGAAN FLORICULTURE	0	0	0	0	0	-
BAHAN TANAMAN UNTUK PEMBIAKAN SEEDS AND BUDS FOR SOWING	0	0	0	0	0	0
LEMAK HAIWAN DAN SAYURAN/LAIN-LAIN BIJI-BIJI MINYAK ANIMAL AND VEGETABLE FATS/OTHER OIL SEEDS	69	69	177	91	91	220
GETAH ASLI DAN SUSU GETAH NATURAL RUBBER AND NATURAL GUMS IN PRIMARY FORMS	358	244	-	499	416	0
KULIT DAN BULU BINATANG HIDES AND SKIN	0	0	0	0	0	0
GENTIAN ASLI NATURAL FIBRES	131	131	0	198	198	0
HASIL PERHUTANAN FORESTRY PRODUCTS	83	81	357	83	81	352

Nota/Notes:

¹ Binatang Ternakan/Livestock

² Tidak Termasuk Ikan Hiasan/Excluding Ornamental Fish

**JADUAL 26: PERDAGANGAN LUAR NEGERI BAGI AGROMAKANAN DAN HASIL
PERTANIAN TERPILIH MENGIKUT NEGARA - JERMAN**
TABLE 26: EXTERNAL TRADE FOR AGROFOOD AND SELECTED
AGRICULTURAL PRODUCTS BY COUNTRIES - GERMANY

KATEGORI CATEGORY	RM JUTA/MILLION					
	2025			2026 (Jan.-Feb./Jan.-Feb.)		
	EKSPORT EXPORTS	EKSPORT DOMESTIK DOMESTIC EXPORTS	IMPORT IMPORTS	EKSPORT EXPORTS	EKSPORT DOMESTIK DOMESTIC EXPORTS	IMPORT IMPORTS
JUMLAH AGROMAKANAN DAN HASIL PERTANIAN TERPILIH TOTAL OF AGROFOOD AND SELECTED AGRICULTURAL PRODUCTS	1,268	1,165	2,035	161	160	305
JUMLAH AGROMAKANAN TOTAL OF AGROFOOD	175	173	794	15	15	126
TERNAKAN LIVESTOCK	-	-	318	-	-	55
BINATANG HIDUP ¹ LIVE ANIMALS ¹	-	-	-	-	-	-
DAGING DAN SEDIAAN DAGING MEAT AND MEAT PREPARATIONS	-	-	10	-	-	1
HASIL TENUSU DAIRY PRODUCTS	-	-	308	-	-	54
TELUR UNGGAS POULTRY EGGS	-	-	0	-	-	-
PERIKANAN FISHERIES	0	0	1	0	0	0
IKAN, KRUSTASEA, MOLUSKA DAN SEDIAAN ² FISH, CRUSTACEANS, MOLLUSCS AND PREPARATIONS ²	0	0	1	0	0	0
TANAMAN FOOD CROPS	158	155	278	13	13	42
BIJIRIN DAN SEDIAAN BIJIRIN CEREALS AND CEREAL PREPARATIONS	5	5	24	2	2	4
SAYUR-SAYURAN VEGETABLES	0	0	154	-	-	25
BUAH-BUAHAN FRUITS	8	8	2	1	1	0
GULA, SEDIAAN GULA DAN MADU SUGARS, SUGAR PREPARATIONS AND HONEY	7	7	7	1	1	1
KOPI, KOKO, TEH, REMPAH DAN KELUARAN COFFEE, COCOA, TEA, SPICES AND MANUFACTURES	138	136	92	10	10	12
LAIN-LAIN OTHERS	17	17	196	2	2	29
BAHAN MAKANAN UNTUK TERNAKAN FEEDING STUFF FOR ANIMALS	5	5	56	0	0	11
KELUARAN DAN SEDIAAN MAKANAN LAIN MISCELLANEOUS EDIBLE PRODUCTS AND PREPARATIONS	12	12	140	2	2	18
JUMLAH KEPERLUAN PERTANIAN TOTAL OF AGRICULTURAL INPUTS	22	22	704	2	2	111
BAJA FERTILIZERS	-	-	122	-	-	25
UBAT-UBATAN VETERINAR VETERINARY MEDICAMENTS	0	0	320	0	0	58
UBAT PEMBUNUH KUMAN, UBAT SERANGGA DSB. DISINFECTANTS, INSECTICIDES, FUNGICIDES, WEED KILLERS AND ANTI-SPROUTING PRODUCTS, ETC.	0	0	72	0	0	8
JENTERA PERTANIAN (TERMASUK TRAKTOR) DAN ALAT GANTI AGRICULTURAL MACHINERY (INCLUDING TRACTORS) AND PARTS	22	22	189	2	2	19

**JADUAL 26: PERDAGANGAN LUAR NEGERI BAGI AGROMAKANAN DAN HASIL
PERTANIAN TERPILIH MENGIKUT NEGARA - JERMAN**
TABLE 26: EXTERNAL TRADE FOR AGROFOOD AND SELECTED
AGRICULTURAL PRODUCTS BY COUNTRIES - GERMANY

KATEGORI CATEGORY	RM JUTA/MILLION					
	2025			2026 (Jan.-Feb./Jan.-Feb.)		
	EKSPORT EXPORTS	EKSPORT DOMESTIK DOMESTIC EXPORTS	IMPORT	EKSPORT EXPORTS	EKSPORT DOMESTIK DOMESTIC EXPORTS	IMPORT
JUMLAH KELUARAN PERTANIAN LAIN TOTAL OF OTHER AGRICULTURAL PRODUCTS	1,070	970	537	144	143	68
BINATANG HIDUP (BUKAN BINATANG TERNAKAN) LIVE ANIMALS (NON LIVESTOCK)	0	0	0	-	-	0
IKAN HIASAN ORNAMENTAL FISH	0	0	-	0	0	-
RUMPAI LAUT SEAWEED	-	-	0	-	-	0
LAIN-LAIN PRODUK IKAN OTHER FISH PRODUCTS	-	-	1	-	-	-
MINUMAN DAN TEMBAKAU BEVERAGES AND TOBACCO	2	1	21	0	-	3
MINYAK KELAPA SAWIT PALM OIL	198	179	-	1	1	-
MINYAK ISIRUNG KELAPA SAWIT PALM KERNEL OIL	7	7	-	-	-	-
BUNGA-BUNGAAN FLORICULTURE	0	0	-	-	-	-
BAHAN TANAMAN UNTUK PEMBIAKAN SEEDS AND BUDS FOR SOWING	-	-	0	-	-	0
LEMAK HAIWAN DAN SAYURAN/LAIN-LAIN BIJI-BIJI MINYAK ANIMAL AND VEGETABLE FATS/OTHER OIL SEEDS	29	29	156	2	2	24
GETAH ASLI DAN SUSU GETAH NATURAL RUBBER AND NATURAL GUMS IN PRIMARY FORMS	541	463	0	95	95	-
KULIT DAN BULU BINATANG HIDES AND SKIN	1	1	0	-	-	0
GENTIAN ASLI NATURAL FIBRES	202	202	0	34	34	0
HASIL PERHUTANAN FORESTRY PRODUCTS	90	87	358	11	11	41

Nota/Notes :

¹ Binatang Ternakan/Livestock

² Tidak Termasuk Ikan Hiasan/Excluding Ornamental Fish

JADUAL 27: PURATA KADAR PERTUKARAN
TABLE 27: AVERAGE EXCHANGE RATES

TEMPOH	RM BAGI SEUNIT / RM PER UNIT OF											
	SDR [*]	USD	GBP	Euro	100 SF	100 HKD	100 JPY	CNY	SGD	100 IDR	100 THB	
PERIOD	AKHIR TEMPOH / END OF PERIOD											
2017	5.789	4.062	5.466	4.851	415.040	51.956	3.602	0.623	3.039	0.030	12.433	
2018	5.756	4.139	5.253	4.734	420.259	52.842	3.747	0.602	3.032	0.029	12.701	
2019	5.651	4.093	5.372	4.585	422.823	52.572	3.765	0.587	3.039	0.029	13.683	
2020	5.756	4.013	5.465	4.932	455.118	51.766	3.889	0.614	3.035	0.029	13.399	
2021	5.838	4.176	5.636	4.726	456.718	53.550	3.629	0.655	3.090	0.029	12.501	
2022	5.864	4.413	5.316	4.704	478.037	56.595	3.326	0.634	3.282	0.028	12.781	
2023	6.175	4.592	5.848	5.081	544.501	58.763	3.245	0.647	3.482	0.030	13.435	
2024	5.839	4.470	5.611	4.653	495.099	57.576	2.857	0.612	3.286	0.028	13.051	
2025	5.557	4.057	5.462	4.764	512.151	52.126	2.592	0.580	3.160	0.024	12.883	
2023	JAN/JAN	5.732	4.248	5.243	4.606	459.214	54.203	3.261	0.629	3.232	0.028	12.967
	FEB/FEB	5.961	4.484	5.403	4.749	478.853	57.130	3.291	0.647	3.326	0.029	12.789
	MAC/MAR	5.949	4.409	5.466	4.809	482.623	56.169	3.321	0.643	3.323	0.029	12.932
	APR/APR	6.012	4.459	5.570	4.913	498.658	56.797	3.332	0.645	3.342	0.030	13.068
	MEI/MAY	6.122	4.617	5.719	4.939	508.369	58.940	3.303	0.650	3.410	0.031	13.287
	JUN/JUNE	6.208	4.679	5.904	5.087	520.757	59.718	3.232	0.645	3.452	0.031	13.125
	JUL/JULY	6.065	4.541	5.835	5.000	521.028	58.209	3.203	0.635	3.409	0.030	13.255
	OGOS/AUG	6.172	4.638	5.858	5.041	527.795	59.114	3.173	0.636	3.430	0.030	13.220
	SEPT/SEPT	6.186	4.690	5.730	4.960	513.213	59.917	3.140	0.642	3.437	0.030	12.818
	OKT/OCT	6.273	4.766	5.788	5.050	527.913	60.915	3.180	0.651	3.487	0.030	13.217
	NOV/NOV	6.237	4.653	5.909	5.107	533.265	59.581	3.163	0.653	3.494	0.030	13.338
	DIS/DEC	6.175	4.592	5.848	5.081	544.501	58.763	3.245	0.647	3.482	0.030	13.435
2024	JAN/JAN	6.285	4.731	5.997	5.118	548.051	60.513	3.202	0.659	3.528	0.030	13.355
	FEB/FEB	6.291	4.763	6.034	5.162	542.236	60.852	3.179	0.662	3.542	0.030	13.260
	MAC/MAR	6.254	4.729	5.969	5.095	524.050	60.428	3.125	0.654	3.503	0.030	12.962
	APR/APR	6.266	4.768	5.981	5.104	522.924	60.921	3.042	0.658	3.503	0.029	12.873
	MEI/MAY	6.212	4.704	5.985	5.089	520.412	60.170	3.000	0.650	3.483	0.029	12.796
	JUN/JUNE	6.201	4.720	5.960	5.046	524.768	60.453	2.932	0.649	3.474	0.029	12.811
	JUL/JULY	6.057	4.606	5.914	4.985	522.045	58.957	2.998	0.637	3.430	0.028	12.882
	OGOS/AUG	5.835	4.316	5.681	4.779	509.053	55.365	2.980	0.608	3.312	0.028	12.693
	SEPT/SEPT	5.653	4.108	5.498	4.583	487.856	52.845	2.884	0.586	3.207	0.027	12.723
	OKT/OCT	5.834	4.395	5.713	4.753	506.482	56.559	2.866	0.616	3.316	0.028	13.016
	NOV/NOV	5.863	4.440	5.644	4.694	503.773	57.035	2.958	0.614	3.315	0.028	12.941
	DIS/DEC	5.839	4.470	5.611	4.653	495.099	57.576	2.857	0.612	3.286	0.028	13.051
2025	JAN/JAN	5.861	4.420	5.488	4.590	485.581	56.722	2.864	0.610	3.262	0.027	13.141
	FEB/FEB	5.843	4.466	5.620	4.639	496.719	57.415	2.985	0.613	3.310	0.027	13.088
	MAC/MAR	5.903	4.433	5.739	4.784	502.323	57.001	2.939	0.610	3.306	0.027	13.062
	APR/APR	5.817	4.318	5.779	4.909	524.000	55.657	3.029	0.594	3.302	0.026	12.927
	MEI/MAY	5.784	4.239	5.711	4.811	515.004	54.065	2.947	0.590	3.290	0.026	12.983
	JUN/JUNE	5.760	4.217	5.783	4.939	527.587	53.721	2.924	0.589	3.306	0.026	12.948
	JUL/JULY	5.796	4.254	5.640	4.859	522.958	54.192	2.860	0.591	3.286	0.026	12.999
	OGOS/AUG	5.791	4.218	5.694	4.919	525.575	54.135	2.869	0.592	3.286	0.026	13.046
	SEPT/SEPT	5.776	4.215	5.663	4.942	528.659	54.178	2.838	0.592	3.265	0.025	13.022
	OKT/OCT	5.702	4.192	5.513	4.849	522.790	53.966	2.721	0.590	3.225	0.025	12.958
	NOV/NOV	5.616	4.129	5.467	4.784	512.887	53.051	2.642	0.584	3.185	0.025	12.835
	DIS/DEC	5.557	4.057	5.462	4.764	512.151	52.126	2.592	0.580	3.160	0.024	12.883
2026	JAN/JAN	5.432	3.941	5.420	4.698	512.684	50.478	2.560	0.567	3.110	0.023	12.561
	FEB/FEB	5.369	3.885	5.241	4.585	502.458	49.644	2.494	0.567	3.074	0.023	12.519
	MAC/MAR											
	APR/APR											
	MEI/MAY											
	JUN/JUNE											
	JUL/JULY											
	OGOS/AUG											
	SEPT/SEPT											
	OKT/OCT											
	NOV/NOV											
	DIS/DEC											

* Kadar SDR harian yang diterbitkan di laman sesawang BNM adalah berdasarkan kadar SDR Dolar Amerika terkini dan kadar pertengahan USD/MYR semasa. Kadar SDR Dolar Amerika mempunyai lat masa 1 hari disebabkan oleh perbezaan zon waktu.
The daily SDR rates published on the BNM website are based on latest available US Dollar SDR rates and prevailing USD/MYR mid-rates. The US Dollar SDR rate is at a 1-day lag due to different time zones.

Sumber : Bank Negara Malaysia
Source : Bank Negara Malaysia